

NEOWTA



Founded 1990

NorthEastern Oklahoma WoodTurners Association

AAW OFFICIAL CHAPTER
AMERICAN ASSOCIATION
OF WOODTURNERS

PRESIDENT'S MESSAGE • BILL EFFRON

Fellow Woodturners

As August begins the daylight hours are getting shorter signaling fall is not far away; but the temperature and humidity still think summer is in full swing. Club activities are on the increase and our membership is over 100 people. We are returning to a more normal way of life. Check the calendar for all the activities in August and September.

With the recent rise in COVID numbers I want to remind everyone NEOWTA follows current CDC guidelines. While not currently required, masks are always welcome for those wanting a bit of added protection in order to attend our meetings in person. We will work towards a three foot social distancing, so as not to crowd into other people's space. If you have been exposed to the virus or have symptoms, please stay home. For the foreseeable future, ZOOM will remain an option for those not wanting to attend in person.



We have completed our first Learn to Turn class since COVID and have begun a second class. As we identify more students, another class will be scheduled. At the rate we have been going, the next class may likely be in October. Thanks to ALL the members who volunteered to help teach and to ALL the students eager to learn.

SWAT is right around the corner (August 27, 28, and 29) in Waco. NEOWTA is working with the Dallas club to sponsor the DAW room. It is one of the smaller downstairs rooms. We still need a few volunteers to help run a session. It is about a 2 hour commitment. If you're interested in helping, give Arthur a call 918-671-2437.

Nick Agar, our guest woodturner, will be presenting a demonstration on Saturday, October 30. The demo will start at 8:30 and end about 3. The cost is \$35 and includes lunch. Nick will teach Sunday, October 31, and Monday, November 1 at a cost of \$125 plus wood for ten students. His class on Tuesday, November 2, will be a different program for beginner students. Remember to sign up at the next meeting. Until payment is made, your space is not confirmed. In late September, we will open the teaching days to non-members of NEOWTA. Remember to sign up early and bring \$\$\$.

Mark September 25 from 8:30 am to 2 pm on the calendar. We are having a Pens for Troops day of turning. The more members in attendance, the more pens completed for our troops.

First Friday in December will be at Living Arts in downtown Tulsa. It is a great time to sell some of your works. The event will be Friday evening and most of the day on Saturday. We'll have more information at the next meeting. Start turning those bowls, platters, hollow forms, etc. We need to have at least 50 to 60 pieces. A few kept out of the sale; but most of our items should be for sale.

There is always more to talk about than what fits in my allotted space. Come to next meeting on August 17 at 6:30 pm. See you then!!

Bill Effron

AUGUST GENERAL MEETING

The next NEOWTA General Meeting will be held on **Tuesday, August 17th at 6:30pm.**

Being safe in the shop should be everyone's concern. We all want to enjoy the turning experience without any trips to the ER or calls to the Fire Department. Bill Efron will present a short presentation on how to be safe in your shop.



Using the Skew is either a hated tool or a loved to use tool. Al Merman will show us all on how to use the skew without any fear. Al is our own skew expert is wanting to share his knowledge on using a skew to all of us. Don't miss this very informative presentation.

This meeting will be ***in person***, in the club! For those who are not ready to attend in person, we will have a Zoom connection as well. Contact Joe Kissinger, 918-812-0758, for the Zoom information.



TURNING PENS FOR THE TROOPS

Pens for the Troops Needs You!



NEOWTA members will be turning pens on Saturday, September 25th, from 8:30 am till 2:00 pm. Make plans to come out if you would like to help turn these pens so we can send them to the troops.

You say you do not know how. Come on out and we will teach you.

We also need people to assemble the pens after they are completed.

For those who would like turn the pens in your own shop, contact Arthur Barber @ 918-671-2437 and he will give you kits to take home.

Coffee and Donuts will be served!

NATIONAL WOODTURNER CLASSES

We are having a nationally known woodturner, **Nick Agar**, coming this fall.

- Demonstration will be Saturday, October 30
- Classes will be Sunday - October 31, Monday - November 1, and Tuesday - November 2.



The demonstration will be \$35 (includes lunch) and is open to all interested turners.

The class days will be \$125 plus the cost of wood with a maximum of ten students per day. Tuesday's program will be tailored to a more beginning woodturning skill level.

You must be a current paid member of NEOWTA to sign up for the class days.

Classes will need to be prepaid in order to reserve your spot.

Sign up sheets will be available at our general meeting, next Tuesday evening, June 15. Remember to bring your checkbooks and credit cards.

Nick's Bio and website: <https://nickagarstudios.com>

Nick is now relocated to the United States and he has recently opened a new teaching studio near Savannah Georgia. With more than 30 years' experience. He has a great understanding of his medium.

Choosing Maples for decorative works or burrs and intriguing or figured timber for sculptures or natural edged works Nick is a master at exposing nature's treasures that hide beneath the bark.



Inspired by organic forms, pottery, sea life, ancient cultures and his natural surroundings, he specializes in hollow forms, large diameter work, and surface enhancement. He is renowned for his Viking sunset bowls and wall sculptures in particular. His award-winning work often incorporates carving, airbrushing ceramic and metal effects.


In addition to exhibiting widely and appearing at international conferences both as a demonstrator and a judge, Nick is in constant demand for commissions from collectors, his wide range of clients including HRH Prince of Wales, Dukes, Duchesses and the Royal jewelers, Aspreys. He and his work have also featured on BBC and ITV lifestyle television programs.

Nick is a member of the Worshipful Company of Turners and has recently been awarded the Freedom of the City of London in recognition of his services to the world of woodturning. Nick is Patron of the Max Carey Woodturning Trust the only woodturning trust in the UK. He is co-author of the book "woodturning evolution" an elected member of the Devon Guild of Craftsmen, and a Registered Professional Turner. A member of the AWGB and AAW He has also been made Honorary member of several woodturning clubs at home and abroad. Nick is a popular demonstrator /teacher on the Woodturning cruise.



POWER CARVING SIG

Power Carving at the Clubhouse! **August 24th at 5:30p.m.** For all those that would like to come and join in the fun. Bring your power carving equipment and PPE, ie: face mask and hearing protection. We would like to invite all NEOWTA members who would like to learn more about carving, pyrography, and other texturing effects, to come out and learn how and what equipment is needed. There will be extra equipment to use before you purchase to make sure you get the equipment that you need to do the work you want to accomplish. We have plenty of room to social distance. See you there. - **Betty Zumwalt.**



CALENDAR OF EVENTS

DATE	PROGRAM
Tuesday, August 3rd, 6:30pm	Board Meeting - NEOWTA Club House
Tuesday, August 17th, 6:30pm	General Meeting - Basic Skew - Al Mirman - NEOWTA Club and ZOOM
Tuesday, August 24th, 5:30pm	Power Carving and Open Turning - NEOWTA Club House
Friday, Saturday, & Sunday, August 27, 28 & 29th	SWAT - Waco, TX
Saturday, August 28th	Makers Fair
Tuesday, September 7th, 6:30pm	Board Meeting - NEOWTA Club House
Tuesday, September 21st, 6:30pm	General Meeting - Hollowing by Russell Green - NEOWTA Club & ZOOM
Saturday, September 28th, 8:30am - 2:00pm	Turn Pens for Troops - NEOWTA Club House



AWARD - 2020 TURNER OF THE YEAR



Betty Zumwalt announces the winner of the NEOWTA 2020 Turner of the Year goes to **Dee Baxter!**



I know she will pick a good person!



Who can it be?



Hold on, is she talking about me?



2019 Turner of the Year, Arthur Barber tells Dee about his creation he made for him.



*Congratulation to **Dee Baxter**,
2020 Turner of the Year!*

JULY MEETING RECAP



JULY SHOW & TELL RECAP



JULY SHOW & TELL



ROGER TICE



GEORGE NOBLES



JIM VANDERLIND



PATRICK COLLINS



JEFF BONEM



RUSSELL GREEN



GUY TIMMONS



BOB BASS




ARNOLD MUNDT



COLLETTE LEMONS



DEBBIE JONES



ALMEDA ROBERTSON



BART ROSS

Wesley Reeves

Fred Schell



Debbie Jones



Cathy Vaughan

Robin Highsmith



VOLUNTEERS NEEDED

Membership in an organization doesn't mean just showing up to a meeting or class, taking in knowledge, and leaving. Each member should give back to the organization. Some perform activities behind the scenes and others are up front. BUT, the bottom line is that more hands make for lighter work. And, we need to get more hands involved. Now is the time to step up.

Please Take an Active Part in **YOUR** Club!

Remember ...


You Get Out of an Organization What **You** Put Into It!

Want to Volunteer? Contact Your Officers
See Page 22 for Contact Information

YOUR PROJECT PHOTOS

Everyone loves Show & Tell after our demonstrations! We only have Show & Tell at our meetings every 4 months. We would like to show off your current work on the Website and in the Newsletter each month.

We ask that you send photos, you can send as many as you want, to the club mailbox newsletter@neowta.com by the last Thursday of each month. This allows plenty of time for the photos to be added to the newsletter. Please also send a description—type of wood, size, finish, any special information.



AMAZON SMILE

Do you shop at Amazon?

Earn cash donations for NEOWTA in four easy steps by shopping at Amazon Smile:

Log onto smile.amazon.com

Type in Northeastern Oklahoma Woodturners Association under “pick your own charitable organization”

Click on “Search”

“Select” Northeastern Oklahoma Woodturners Association to start earning 0.5% from Amazon Smile on eligible purchases for our club.



You shop. Amazon gives.

It's that EASY! There is no charge to you or NEOWTA and you are still eligible for your Amazon Prime perks.

Remember to shop at smile.amazon.com to generate Amazon Smile donations for NEOWTA.



TIPS AND TRICKS



What's the Catch?

For some, the skew is held in infamy. But it's a versatile tool once you've mastered the basics, and is capable of both providing a glassy finish and detail work. Here are a few of our favorite tips, and an introduction to the planing cut.

As you read, keep in mind that the *long point* of the skew's cutting edge is called the toe (top edge in the photo above). Conversely, the *shortest point* of the cutting edge is called the heel (bottom edge in the photo above).

6 Essential Skew Tips

Tip 1: Start Sharp

Fancy techniques and tips won't compensate for a dull edge! Start sharp, and make sure to refresh the edge as needed.

Tip 3: Control (part 1)

When it comes to the skew, control is gained in two ways. First- lifting the tool up and down controls depth of cut.



Tip 2: Turn Off the Lathe

To grow comfortable with cutting positions, run the skew along the wood with the lathe off. You'll see nice shavings when it's in the correct position.

Tip 4: Control (part 2)

Rotating your wrist controls cut position along the edge of the tool. These small movements become intuitive over time.

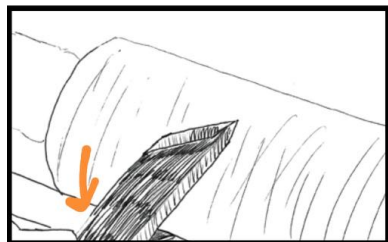


Tip 5: Watch Your Toe

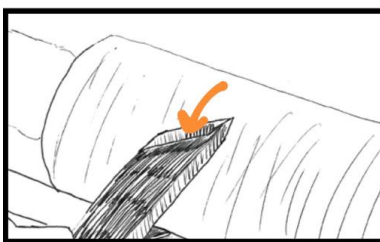
Inappropriately engaging the toe of the tool is a major cause of those nasty catches. Pay close attention to which part of the cutting edge you're engaging with the wood.

The Planing Cut

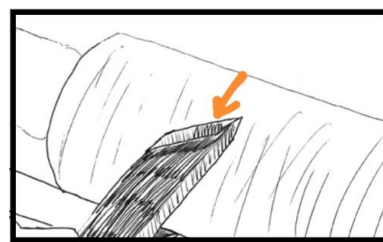
A common application of the skew is achieving a glassy finish using the "planing cut." A critical aspect of a planing cut is how the tool is presented to the workpiece. Once again - practicing the cut with your lathe off is a great starting point.



The tool should be resting on the tool rest on the bottom edge (not the flat side of the skew).



The planing cut doesn't engage the toe or the heel of the skew, but the middle third.



Engaging the toe often causes a catch. If you're cutting with the upper third of the edge, tilt the tool forward and further onto the bottom edge.

VIDEO OF THE MONTH

Woodturning with Tim Yoder

From Tree To Bowl

Tim Yoder, former host of the award winning and Emmy nominated National Public Television series Woodturning Workshop, takes you from the woods to the shop in his first full length instructional video.

Learn how to...

Fell a tree,

Harvest the wood,

Prepare the wood for the lathe,

Rough turn the bowl blank,

Dry the bowl blank,

Finish the dried bowl blank,

Apply a finish,

Throughout the entire process, Tim shares his tips and techies along with his quirky sense of humor.



Call or email Dee Baxter to reserve your copy to start learning today!

Dee's contact information is 918/407-5045 or plow55@aol.com.

BOB HAWKS MEMORIAL FUND

Bob Hawks Memorial Parking Lot Fund

The family would like to request that any memorials be directed to the Northeast Oklahoma Woodturners (NEOWTA) Bob Hawks Memorial Fund. He was a founder of this organization and his decades-long commitment was deeply appreciated by the Club, a 501 (c)(3) educational nonprofit. All donated funds will be placed in the building fund and applied to future property improvements to the building and grounds. He was especially interested in the Club being able to construct a paved parking lot beside the building. Donations should be made out to NEOWTA noting that the purpose is to recognize Bob Hawks and sent to:

Phillip Buchman, NEOWTA Treasurer

5344 S 73rd E. Ave

Tulsa, OK 74145

(918) 210-5013

pjbuchman.pjb@protonmail.com



MENTORING PROGRAM

Our mentoring program is one of the unique benefits of our club. Our mentors can help with basic to complex turning and teach safety along the way. This is a great way to start out or hone your skills with complex tasks taught by turners skilled in specific areas of turning. Our mentors are volunteers and are dedicated to sharing information on all facets of woodturning. Rest assured however, that all of our mentors are easy to work with. Most often the mentor opens his/her shop to the applicant at a mutually agreed upon time and schedule. So how does the mentoring program actually work? The program is flexible. Just contact a mentor below and arrange a time and date to meet. Are you a new turner? I want to make sure we meet your needs!



Are you a Beginning Woodturner?

How to use NEOWTA mentoring Program:

Email [Arthur Barber](#), or talk to him at a meeting, and describe your skills or needs. He will do his best to get you matched up with a mentor. Mentors and mentored must be members of NEOWTA. Let me introduce you to our Mentors and their skill set they bring to the table:

- ★ **Patrick Collins** 918-886-5524 Tulsa, OK - pjc21549@windstream.net - All kinds of turning help.
- ★ **John Scott** 918-231-5856 Tulsa, OK - johnscott1059@cox.net - Basics, bowls, boxes and hollow forms.
- ★ **Roger Tice** 918-321-3210, Sapulpa, OK - roclock1@att.net - Segmented turning.
- ★ **Brad Glock** 918-213-9751, Bartlesville, OK - bradglock@yahoo.com - Basics, platters bowls, boxes, hollow forms and limited carving.
- ★ **Guy Timmons** 918-855-9000 Tulsa, OK - gwtimmons@cox.net - All kinds of turning help.
- ★ **James Adams** 918-886-5524 Pawnee, OK - pawneejames@gmail.com - Bowls, bracelets.
- ★ **Arlen Wiens** 918-213-5166 Bartlesville, OK - arlen.wiens@gmail.com - Basic - tools, spindle work, Bowls, Lidded Boxes, Hollow Forms...
- ★ **Betty Zumwalt** 918-346-7193 Tulsa, OK - bettyzumwalt@affordableassistance.com - All kinds of turning help

If you would like to volunteer to be a mentor, please send an email to [Arthur Barber](#) with your name, phone number, email address and list the kind of turning you can help with.

BEADS OF COURAGE

Making boxes for the Beads of Courage program at the Children's Hospital at St. Francis Hospital is an ongoing community service project for our club.

Beads of Courage is a program for children who are seriously ill with cancer or other serious disease. The beads help them tell their treatment stories through the colored beads they receive for medical procedures, treatment milestones, and acts of bravery. Children can amass hundreds of beads during their treatment and typically string them together to form necklaces.



Our project is to turn lidded boxes for the children to use to store their beads and necklaces. Club members are encouraged to turn boxes that are between 4 and 6 inches in diameter and 6 to 8 inches tall. Box design is up to the club member. Be creative and remember these boxes are for kids. We would like some reference to Beads of Courage to be incorporated in your design.

For more info contact **Betty Zumwalt** – phone: 918-346-7193 email: bettyzumwalt@affordableassistance.com

2021 WOODCARVING AND ARTS FESTIVAL

In the **BROKEN ARROW ROSE DISTRICT**

September 10-11, 2021 • 9am-5pm

Central Park Community Center, 1500 S. Main

Sponsored by the Eastern Oklahoma Woodcarvers Association



Invited arts include:
Woodcarving, Wood Turning,
Gourds, Mosaics, Weaving,
Stained Glass, Jewelry,
Blacksmithing, Quilting,
Ceramics, Beading,
Leather Working,
Basketmaking,
Painting, And more!

For more information
go to website
www.eowa.us/newsevents
or contact
Bob Block, 918-693-2148
rblock@aap.net
Bill Payne, 918-251-8734,
wudcrvr@cox.net

FREE ADMISSION!

SWAT NEWS

The SWAT Board has officially announced that the SWAT Symposium for 2021 will take place on August 27-29! The WACO Convention Center will not have any restriction on the occupancy, so this will not limit the number of attendees.

Check out the SWAT web site any new updates. www.swaturners.org

NEOWTA will be hosting one of the smaller rooms! We will need 2 volunteers per session to man the room. There will be 9 sessions. One volunteer will be running the video controls while the other will be the MC for the room. If you would like to volunteer to help or just want more information, contact [Arthur Barber](#).

SWAT will need volunteers to sell raffle tickets during the symposium. Contact [Arthur](#) for more information.

Below are the lead and regional demonstrators for SWAT 2021.

Lead Demonstrators - see the information [here](#).

Nick Agar - [About Nick Agar](#)

Rebecca DeGroot - [About Rebecca DeGroot](#)

Nick Cook - [About Nick Cook](#)

Scott Grove - [About Scott Grove](#)

Jeff Hornung - [About Jeff Hornung](#)

Joanne Sauvageau - [About Joanne Sauvageau](#)

Don Ward - [About Don Ward](#)

Regional Demonstrators - information [here](#).

Sally Ault - [info](#)

Dennis Belcher - [info](#)

Robert Blanford - [info](#)

Christian Briseperre

Jim Bob Burgoon - [info](#)

Colin Chalmers

Linda Ferber

Karen Freitas - [info](#)

Jim Hinze - [info](#)

Alan Lacer - [info](#)

Janice Levi - [info](#)

Sammy Long - [info](#)

Matt Monaco - [info](#)

Jeffery Neff

Barry Todd

Cory White

Tim Yoder



SWAT Family Programs

Whether you are a woodturner or not, there are plenty of things to do aside from watching shavings fly. The list of classes that family members can take grows each year. Some of the classes in past years include crochet (a lovely scarf), fusing glass (for jewelry), and paper crafting (handmade cards).

The content of the classes varies from year to year - and they just keep getting better.

There are multiple classes available throughout the day and some of them include field trips in Waco (quilt shop). Each day provides a myriad of opportunities to learn something new. You are even likely to leave with a few new craft pieces. You will certainly leave with new friends.

Every member of the family is welcome at SWAT. Younger family members can even learn to turn a pen from seasoned woodturners.

The Schedule of Classes for 2021 is here. [SWAT Family Schedule](#)

AMERICAN ASSOCIATION OF WOODTURNERS

Definition of Woodturning

by Kay Liggett

In woodturning, you use a wood lathe with hand-held tools to cut a shape that is symmetrical around an axis. Like the potter's wheel, the wood lathe is a simple machine that lets you create a variety of forms limited only by your imagination.

When the wood grain runs parallel to the lathe bed, the turnings are called spindle turnings. These include tool handles, candlesticks, egg cups, knobs, lamps, rolling pins, cylindrical boxes, Christmas ornaments, knitting needles, needle cases, thimbles, pens, chessmen, spinning tops, legs, spindles, pegs, balusters, newel posts, baseball bats, and hollow forms such as burial urns. Bowls can also be turned spindle-wise.

Turnings made with the grain of the wood perpendicular to the lathe bed are known as face grain or sidegrain turnings. They include bowls, platters, and chair seats.

Automated industrial production has replaced many items traditionally made in turning shops. Today, small-scale turning shops and individual artisans produce limited quantities of functional spindle and faceplate turnings, as well as one-of-a-kind art pieces. In many parts of the world, lathes are small and portable, so turners can travel to the source of the wood or set up in a temporary work space. A skilled turner can produce a wide variety of objects with five or six simple tools. The tools can even be reshaped easily for the task at hand.

Today's turners find work making prototypes and molds, restoring furniture, continuing folk art traditions, and creating fine crafts for art galleries. In addition, turning appeals to people who like to work with their hands, find pleasure in problem-solving, or enjoy the tactile and visual qualities of wood.



The American Association of Woodturners

Contact us!

651-484-9094 direct or 877-595-9094 toll free U.S.

memberservices@woodturner.org

75 W 5th St, 222 Landmark Center, St. Paul, MN 55102

AAW SAFETY

How to Be Prepared



by Dennis Belcher

You've read about safety and you've adopted safe practices in your workshop. You're collecting the dust, wearing your face shield, keeping your head out of the danger zone, and avoiding cowboy stunts with large, irregular, and cracked chunks of wood. But by the very nature of what we do, accidents will happen. Here's a quiz that's designed to prepare you in advance, first by making you aware of some less-obvious things you can do to reduce your risks, and second, by increasing your awareness of what needs to happen after an accident occurs.

The challenge to you is to make a copy of the quiz, take it to your workshop, and complete each question. Take corrective action on those items you realize need to be improved. Bad habits can be changed, but only if we stop to consider the things we do that may be unsafe, and strengthen the safety practices we've learned.

- The nearest phone to use in an emergency is _____.
- Nearest hospital approved by my insurance carrier is _____.
- Nearest prompt-care facility approved by my insurance carrier is _____.
- Ambulance service closest to my home is _____.
- They are _____ minutes away.
- I summon an ambulance by calling _____.
- If I need help in the shop from my spouse or neighbor, I call _____.
- My shop fire extinguisher is located _____.
- The charge of my fire extinguisher was last checked on _____.
- I regard my dust collection system as ☐inadequate ☐adequate ☐good ☐superb.
- I consistently wear hearing protection in my shop ☐yes ☐no.
- The electrical service/supply in my shop is ☐inadequate ☐adequate.
- My plan if I develop an allergic reaction to a wood species is _____.
- I have a face shield ☐yes ☐no.
- I wear a face shield or safety glasses/goggles when I turn ☐never ☐sometimes ☐always.
- I wear a dust mask or dust helmet when I turn ☐yes ☐no.
- I consistently use properly sized tools for each project. Large tools for larger pieces, small tools for small projects ☐sometimes ☐always.
- I have reviewed the near-accidents I have experienced on each machine that I own _____.
- I know and stay out of the "line of fire" for my lathe ☐yes ☐no.
- I sit outside the line of fire when watching a demonstration ☐yes ☐no.
- I have a safety stop for my lathe that is out of the line of fire _____.
- I use the tailstock when roughing out ☐never ☐sometimes _____.
- I use the tailstock when turning out-of-round pieces ☐never ☐sometimes ☐always.
- The tool in my shop that I most need to improve/change/review my work habits from a safety standpoint is _____.
- I use a safety shield to protect spectators when doing a demonstration ☐yes ☐no.
- I clean and organize my shop regularly ☐yes ☐no.
- The woodturning tool that I am most afraid of is _____.
- I need to change my use of _____ to improve safe work habits.
- My body clock makes _____ the most dangerous time of the day to work with power tools.
- The one thing that I should do to improve the safety of my shop is _____.

CLUB VIDEO LIBRARY

Librarian, **Dee Baxter**, wants you to check out the DVD library at our next meeting in May and on the members web site to see what is available for your selection and to check it out. There is a wide variety of turning DVD's available for inspiration or help in skill enhancement.

You can check out 3 DVD's per month

DVD's checked out must be returned the following month. Late fee - \$5.00 assessment per DVD per month.

Enjoy the DVDs. You can watch them more than once!

We have several DVDs that have checked out for a significant period. Please look around the house, locate those DVDs and give Dee a call. If you would like to trade DVDs, Dee will be happy to work with you. Our extensive library remains open for business. A list of the books and DVDs are on the website. If you'll contact Dee directly, he will either mail a DVD or even arrange for in-Tulsa delivery. Dee's contact information is 918/407-5045 or plow55@aol.com.



NEOWTA LOGO

Do you have a LOGO design for NEOWTA? Maybe you cannot draw, but have an idea. The board is looking for a LOGO for NEWOTA. Submit your drawing, or idea to President Bill Effron at president@neowta.com. Remember, there isn't any bad idea's.



Northeastern Oklahoma Woodturners Association



NEOWTA RAFFLE

Are you feeling lucky? NEOWTA has many items on the Raffle table for you to win! Tickets are only \$1 each or 6 for \$5. Money raised from the ticket sales help the club with financial needs. Stop by the Raffle table in the back of the room at the next meeting. Ticket sales are available during the meeting and the drawing will be held after the main program and all announcements. Winner must be present to win.

The Raffle drawing will draw 5 winners. Winners get to choose from the variety of items on the Raffle table. First winner gets first choice, 2nd winner gets 2nd choice... etc, until all winners have made their selection.

We are always looking for donations to the raffle table. If you have an item you want to donate, bring it to the meeting and talk with **Bill Bush** at the raffle table.



NEOWTA MEMBERSHIP



NEOWTA

2021 Membership Application



New () Renewal () Check One

Annual Membership per Calendar Year (Jan - Dec): Individual \$55.00 () Family \$90.00 ()

Name _____

Address _____

City _____ State _____ Zip _____

Home Phone _____

Cell Phone _____

email _____

Spouse Name _____

Your Occupation: _____

Full Time () Part Time () Retired ()

Are you a member of AAW? Yes () No () (If yes, Member No. _____)

How long have you been turning? _____

What kind of lathe do you have? _____

What is your skill level? Beginner () Intermediate () Advanced ()

What would you like to see at our club meetings? _____

Are you willing to give a program? Yes () No ()

If yes, describe your program _____

Can we contact you to help with special events? Yes () No ()

Check the box if you do NOT want to be listed in the printed roster ()

Would you be willing to be a Mentor? Yes () No ()

Signature: _____ Date: _____

Make checks payable to: Northeastern Oklahoma Woodturners Association

Send Check to:

NEOWTA
c/o Phil Buchman, Treasurer
5344 S 73rd East Ave
Tulsa, OK 74145



(For Office Use)

Amount

Method

Date

Entered

OTHER WOODTURNER CLUBS INFORMATION



CENTRAL OKLAHOMA WOODTURNERS ASSOCIATION - COWA
www.centralokwoodturners.com

2nd Tuesday of each month. 6:30pm

Metro Tech South Bryant Campus
4901 S Bryant Ave, Oklahoma City, OK 73129

Jim Oliver, 405-229-5758, jim_polly_oliver@hotmail.com



OZARK WOODTURNERS CLUB
www.ozarkwoodturners.com

2nd Saturday of each month. 1:00pm

Lakeview City Hall
14 Skyles Ln, Lakeview, Arkansas 72642

Edward Boiteau, 870-491-5622, ebboiteau@gmail.com



STATELINE WOODTURNERS
www.statelinewoodturners.org

2nd Saturday of each month. 9:00am

Center for Nonprofits at St. Mary's
1200 W Walnut St, Rogers, Arkansas 72756

Paul Taylor, 479-426-3007, paulraytaylor@gmail.com



NORTHWEST OKLAHOMA WOODTURNERS ASSOCIATION - NOWA
www.nwokwoodturners.com

3rd Monday of each month. 6:30pm

Hoover Building
318 E Oxford, Enid, Oklahoma

Dewayne Colwell, 405-464-9798, colwell@peoplepc.com



DALLAS AREA WOODTURNERS - DAW
www.dallaswoodturners.com

3rd Thursday of each month. 7:00pm

13650 TI Blvd #101, Dallas, Texas, 75243

President - Tod Raines - 214-924-3748,
tod@woodturningtoolstore.com



GOLDEN TRIANGLE WOODTURNERS
www.goldentrianglewoodturners.org

1st Monday of each month. 7:00pm

The Center For Visual Arts
400 E Hickory St, Denton, Texas 76201

Joel Rubin, jh1.rubin@verizon.net

FROM THE NEWSLETTER EDITOR - ARTHUR BARBER

Past newsletters can be accessed from the NEOWTA website www.neowta.com/newsletter.

If you don't have internet access, provide me with your mailing address, and I will print out a B&W copy, lick a stamp and mail the newsletter to you via U.S. Postal Service. A small fee of \$3.00 to cover costs.

If you do not receive a courtesy email by the beginning of the month indicating that a new newsletter is available online, please send me your current email address.

Submissions to the newsletter are due by the last DAY of the month.

Articles, tips, web links, classified ads and other woodturning-related items are welcome! Send them to newsletter@neowta.com.

For other business inquiries, contact Northeastern Oklahoma Woodturners Association at:

NEOWTA
10117 E 50th St.
Tulsa, OK 74146

August 2021

NEOWTA CLUB INFORMATION

NORTHEASTERN OKLAHOMA WOODTURNERS ASSOCIATION

www.neowta.com

Meetings are held at 6:30pm on the 3rd Tuesday of each month at:

10117 E 50th St • Tulsa, OK 74146

President

Bill Effron
918-760-7178
president@neowta.com

Vice President

Arthur Barber
918-671-2437
vp@neowta.com

Secretary

Collette Lemons
918-798-3363
secretary@neowta.com

Treasurer

Phil Buchman
918-210-5013
treasurer@neowta.com

Immediate Past President

Betty Zumwalt
918-210-5013
pastpresident@neowta.com

Directors

Pat Collins • Steve Koenig
George Nobles • Bob Bass

Arts Connection

Joe Kissinger

Librarian

Dee Baxter

Webmaster/ Newsletter

Arthur Barber

Audio/Video

Bill Malsom & Bart Ross

Programs

Guy Timmons

Sandpaper & Glue

Robin Highsmith

Raffle & Tool Sales

Danny Borrell & Bill Bush

Learn to Turn

Open

Facility and Grounds

Pat Collins & Dee Baxter



[NEOWTA ON FACEBOOK](https://www.facebook.com/NEOWTA)

AAW

OFFICIAL CHAPTER
AMERICAN ASSOCIATION
OF WOODTURNERS

