

NEOWTA



Founded 1990

NorthEastern Oklahoma WoodTurners Association

AAW OFFICIAL CHAPTER
AMERICAN ASSOCIATION
OF WOODTURNERS

PRESIDENT'S MESSAGE • BILL EFFRON

Fellow Woodturners

As Fall approaches, the days get shorter and cooler; but NEOWTA's activities remain at a high level. Our next general meeting is September 21st at 6:30 pm. We will continue to have a zoom component for those not ready to attend in person.

SWAT was a great weekend filled with informative speakers, lots of vendors and great friends. If you did not get to go, find somebody who did and let them tell you about what they saw and learned. The Dallas club was very appreciative of our help in the Ranger room with the AV equipment. They expressed a desire to continue working together next year. THANKS to all who volunteered to work. Working provides a bit of almost one on one time with the teacher before their presentation.



Save the date

- October 2 at 11:00. Yes, it's a Saturday but there will be food at the annual picnic. Each family needs to bring a total of one (1) of the following vegetable or salad or desert. Hamburgers, hot dogs, buns and drinks will be provided. Eating will begin about 11:15. It will great fun to see our family together.
- First Friday in December is our annual sale at Living Arts downtown. It is a Friday and Saturday event tied to First Friday activities. We need to have at least 50 pieces and 75 would be even better. Items can be listed as not for sale; but let's keep that a small number.
- December 7 is the annual Christmas party at the club. Details will be forthcoming.

We are planning to have one more Learn to Turn class in September and October. If you are interested, see me or Arlen about signing up. The cost is \$140 plus \$55 (if you are not a club member). The dates are 9/ 23, 30 and 10/7 and 14. If we have to slide the dates a week or so to get everybody in, that information will be passed ASAP.

Remember to check the Newsletter for a complete calendar of events.

See everyone at the general meeting on the 21st. We have two great demonstrations in store.

Bill Effron

NEOWTA President



SEPTEMBER GENERAL MEETING



The next NEOWTA General Meeting will be held on **Tuesday, September 21st at 6:30pm.**

Tim Yoder will be showing us how to use a hollowing system. Tim will be demonstrating his newest version of the hollowing tool, The Elbo 2 Hollowing System. This should be an informative as well as entertaining demonstration. You can check out Tim's website at www.wtwtim.com.

Russell Green will demonstrate his Premier Gauges. Premier Wall Thickness Gauges assist the turner in the creation of pieces that demonstrate a reliable degree of consistency while not detracting from ease of use. Check out the Gauges on premiergauges.com.



This meeting will be **in person**, in the club! For those who are not ready to attend in person, we will have a Zoom connection as well. Contact Joe Kissinger, 918-812-0758, for the Zoom information.



Tim Yoder is a nationally awarded television producer, photographer and editor. Tim has over 39 years of broadcast television experience and has been turning for over 20 years. He uses that combination of skills to bring a unique perspective and approach to teaching woodturning.

TURNING PENS FOR THE TROOPS

Pens for the Troops Needs You!



Saturday
September 25, 2021
8:30 am ~ 2:00 pm.
NEOWTA members
will be turning pens for the troops!

Make plans to come out to help turn these pens,
so we can send them to the troops.

You say you do not know how. Come on out and we will teach you.

We also need people to assemble the pens after they are completed.

If you have any questions, contact Arthur Barber @ 918-671-2437.

Coffee and Donuts will be served!

NATIONAL WOODTURNER CLASSES

We are having a nationally known woodturner, **Nick Agar**, coming this fall.



- Demonstration will be Saturday, October 30. Cost is only \$35. Lunch is included!
- Classes will be Sunday - October 31st, Monday & Tuesday, November 1st & 2nd.

The class days will be \$125 plus the cost of wood with a maximum of ten students per day. Tuesday's program will be tailored to a more beginning woodturning skill level. You must be a current paid member of NEOWTA to sign up for the class days. Classes will need to be prepaid in order to reserve your spot.

Sign up sheets will be available at our general meeting. Remember to bring your checkbooks and credit cards.

Nick's Bio and website: <https://nickagarstudios.com>

Nick is now relocated to the United States and he has recently opened a new teaching studio near Savannah Georgia. With more than 30 years' experience. He has a great understanding of his medium.


Choosing Maples for decorative works or burrs and intriguing or figured timber for sculptures or natural edged works Nick is a master at exposing nature's treasures that hide beneath the bark.



Inspired by organic forms, pottery, sea life, ancient cultures and his natural surroundings, he specializes in hollow forms, large diameter work, and surface enhancement. He is renowned for his Viking sunset bowls and wall sculptures in particular. His award-winning work often incorporates carving, airbrushing ceramic and metal effects.


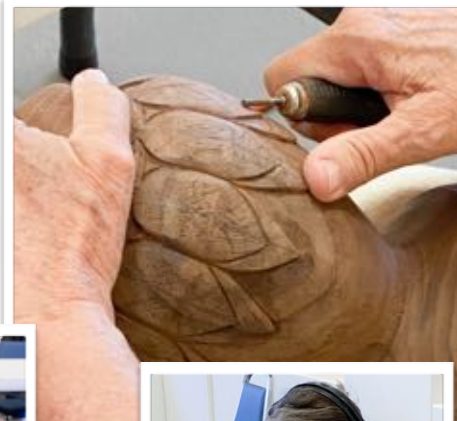
In addition to exhibiting widely and appearing at international conferences both as a demonstrator and a judge, Nick is in constant demand for commissions from collectors, his wide range of clients including HRH Prince of Wales, Dukes, Duchesses and the Royal jewelers, Aspreys. He and his work have also featured on BBC and ITV lifestyle television programs.

Nick is a member of the Worshipful Company of Turners and has recently been awarded the Freedom of the city of London in recognition of his services to the world of woodturning. Nick is Patron of the Max Carey Woodturning Trust the only woodturning trust in the UK. He is co-author of the book "woodturning evolution" an elected member of the Devon Guild of Craftsmen, and a Registered Professional Turner. A member of the AWGB and AAW He has also been made Honorary member of several woodturning clubs at home and abroad. Nick is a popular demonstrator /teacher on the Woodturning cruise.



POWER CARVING SIG


Power Carving at the Clubhouse! **August 24th at 5:30p.m.** For all those that would like to come and join in the fun. Bring your power carving equipment and PPE, ie: face mask and hearing protection. We would like to invite all NEOWTA members who would like to learn more about carving, pyrography, and other texturing effects, to come out and learn how and what equipment is needed. There will be extra equipment to use before you purchase to make sure you get the equipment that you need to do the work you want to accomplish. We have plenty of room to social distance. See you there. - **Betty Zumwalt.**



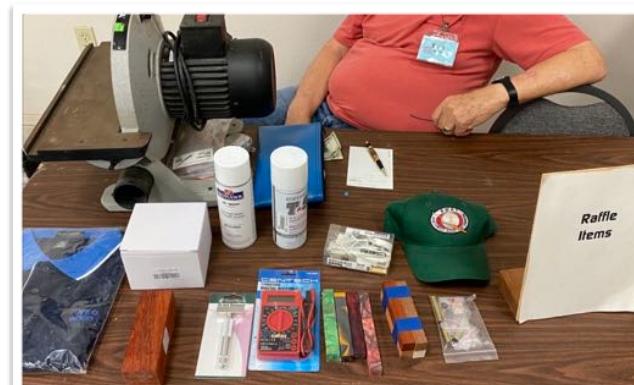
CALENDAR OF EVENTS

DATE	PROGRAM
Tuesday, September 7th, 6:30pm	Board Meeting - NEOWTA Club House
Tuesday, September 21st, 6:30pm	General Meeting - Hollowing by Tim Yoder / Gauges by Russell Green - NEOWTA Club & ZOOM
Tuesday, September 28th, 5:30 - 7:30 pm	Power Carving & Open Turning - NEOWTA Clubs House
Saturday, September 25th, 8:30am - 2:00pm	Turn Pens for Troops - NEOWTA Club House
Tuesday, October 5th, 6:30pm	Board Meeting - NEOWTA Club House
Tuesday, October 19th, 6:30pm	General Meeting - NEOWTA Club & ZOOM
Tuesday, October 26th, 5:30 - 7:30 pm	Power Carving & Open Turning - NEOWTA Clubs House
Saturday, October 30th, 8:30am - 4:00pm	Nick Agar Demo - NEOWTA Club House
Sunday - Tuesday, October 31st - November 2nd	Nick Agar Classes - NEOWTA Club House

AUGUST PRE-MEETING



AUGUST MEETING RECAP



AUGUST MEETING RECAP



AUGUST RAFFLE WINNERS



Bill offers a block of wood to someone who will turn it into a Beads of Courage Box.



Bob Bass

Bob Bass volunteered!



Jeff Bonem



Bart Ross



Greg Zumwalt



George Nobles

VOLUNTEERS NEEDED

Membership in an organization doesn't mean just showing up to a meeting or class, taking in knowledge, and leaving. Each member should give back to the organization. Some perform activities behind the scenes and others are up front. BUT, the bottom line is that more hands make for lighter work. And, we need to get more hands involved. Now is the time to step up.

Please Take an Active Part in **YOUR** Club!

Remember ...

You Get Out of an Organization What **You** Put Into It!


Want to Volunteer? Contact Your Officers

See Page 22 for Contact Information

YOUR PROJECT PHOTOS

Everyone loves Show & Tell after our demonstrations! We only have Show & Tell at our meetings every 4 months. We would like to show off your current work on the Website and in the Newsletter each month.

We ask that you send photos, you can send as many as you want, to the club mailbox newsletter@neowta.com by the last Thursday of each month. This allows plenty of time for the photos to be added to the newsletter. Please also send a description—type of wood, size, finish, any special information.



AMAZON SMILE

Do you shop at Amazon?

Earn cash donations for NEOWTA in four easy steps by shopping at Amazon Smile:

Log onto smile.amazon.com

Type in Northeastern Oklahoma Woodturners Association under “pick your own charitable organization”

Click on “Search”

“Select” Northeastern Oklahoma Woodturners Association to start earning 0.5% from Amazon Smile on eligible purchases for our club.



You shop. Amazon gives.

It's that EASY! There is no charge to you or NEOWTA and you are still eligible for your Amazon Prime perks.


Remember to shop at smile.amazon.com to generate Amazon Smile donations for NEOWTA.



TIPS AND TRICKS

more sparks
white sparks (yellow)
material feels "light"

¢¢



"Iron"
Lots of white sparks, "soft material"

Not worth shipping; sell locally


Uncoated tungsten carbide, has a rockwell hardness of 88 to 90 and a specific gravity of 16. (The specific gravity of lead is 11, gold 19, and water 1.)

High speed steel has a density of around 8, so it is just about half as heavy as carbide.


If your scrap tool steel sparks red, is usually worth shipping to us.

If it sparks white, it is not.

¢¢




HSS M1
Wide red sparks, no forks




HSS M2
Narrow red sparks, no forks

\$\$\$




HSS T15
Narrow red sparks with forks



HSS M42
Wide red sparks with forks

fewer sparks
red sparks (orange)
material feels "heavy" (dense)



Carbide
Red, very short, 2" spark

For further info see [Wikipedia HSS](#)

Health and safety matters.

Locate anti-fatigue mats on the floor at your bench and commonly used machines. Your back and legs will thank you for it. As an added benefit, mats pay for themselves the next time you drop your favorite chisel or a freshly sanded workpiece.

Toothbrushes for the shop.

Save those old toothbrushes for cleaning up excess glue. They reach into small reveals and other tight spaces where squeeze-out can be hard to access. Old toothbrushes are also great for brushing saw blade teeth after applying a cleaning solution.

Clean up spills with sawdust.

Accidentally spill something? Open up that dust collector and throw some sawdust on it! After about 15 minutes, the sawdust will absorb most of the spill.

Clean pencil lines.

When erasing pencil layout lines, use a white polymer eraser (available at office supply stores). It won't smear like a typical rubber eraser.

Combustion prevention.

Drape flattened solvent- finish rags over ladder steps to allow air circulation as they dry. If left crumpled up, heat-releasing drying agents trapped in air pockets can lead to spontaneous combustion.

Yoga mats for sanding pads.

Is someone in your home upgrading their old yoga mat? Put it to work as a sanding pad. The non-slip surface will grab both your workpiece and your bench for tasks such as routing edge profiles. It will also protect your workpieces from dents and dings.

Let there be lots of light.

Dim shop lighting will strain your eyes, create shadows, and invite mistakes or injury. Overhead fixtures should cast broad ambient light for general machine work, while adjustable task-lighting fixtures are key to precise work at benches. Small magnetic lights easily attach to lathes and bandsaws.

VIDEO OF THE MONTH

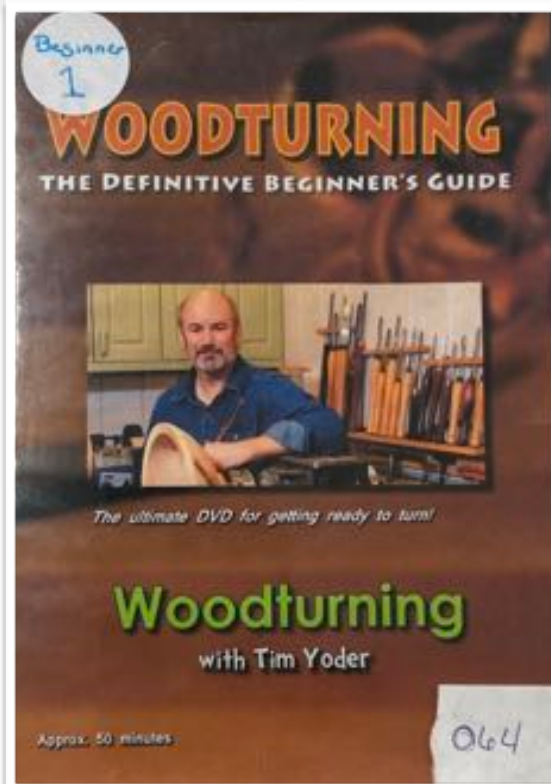
Woodturning with Tim Yoder

Woodturning

The definitive beginner's guide

The ultimate DVD for getting ready to turn!

- Where and how to set up your shop.
- Picking the perfect lathe
- Essential Turning tools
- Indispensable accessories
- How to choose wood
- Understanding and setting up your lathe
- Sharpening and sharpening jigs
- Preparing and mounting wood on the lathe



Call or email Dee Baxter to reserve your copy to start learning today!

Dee's contact information is 918/407-5045 or plow55@aol.com.

BOB HAWKS MEMORIAL FUND

Bob Hawks Memorial Parking Lot Fund

The family would like to request that any memorials be directed to the Northeast Oklahoma Woodturners (NEOWTA) Bob Hawks Memorial Fund. He was a founder of this organization and his decades-long commitment was deeply appreciated by the Club, a 501 (c)(3) educational nonprofit. All donated funds will be placed in the building fund and applied to future property improvements to the building and grounds. He was especially interested in the Club being able to construct a paved parking lot beside the building. Donations should be made out to NEOWTA noting that the purpose is to recognize Bob Hawks and sent to:

Phillip Buchman, NEOWTA Treasurer

5344 S 73rd E. Ave
Tulsa, OK 74145
(918) 210-5013
pjbuchman.pjb@protonmail.com



MENTORING PROGRAM

Our mentoring program is one of the unique benefits of our club. Our mentors can help with basic to complex turning and teach safety along the way. This is a great way to start out or hone your skills with complex tasks taught by turners skilled in specific areas of turning. Our mentors are volunteers and are dedicated to sharing information on all facets of woodturning. Rest assured however, that all of our mentors are easy to work with. Most often the mentor opens his/her shop to the applicant at a mutually agreed upon time and schedule. So how does the mentoring program actually work? The program is flexible. Just contact a mentor below and arrange a time and date to meet. Are you a new turner? I want to make sure we meet your needs!



Are you a Beginning Woodturner?

How to use NEOWTA mentoring Program:

Email [Arthur Barber](#), or talk to him at a meeting, and describe your skills or needs. He will do his best to get you matched up with a mentor. Mentors and mentored must be members of NEOWTA. Let me introduce you to our Mentors and their skill set they bring to the table:

- ★ **Patrick Collins** 918-886-5524 Tulsa, OK - pjc21549@windstream.net - All kinds of turning help.
- ★ **John Scott** 918-231-5856 Tulsa, OK - johnscott1059@cox.net - Basics, bowls, boxes and hollow forms.
- ★ **Roger Tice** 918-321-3210, Sapulpa, OK - roclock1@att.net - Segmented turning.
- ★ **Brad Glock** 918-213-9751, Bartlesville, OK - bradglock@yahoo.com - Basics, platters bowls, boxes, hollow forms and limited carving.
- ★ **Guy Timmons** 918-855-9000 Tulsa, OK - gwtimmons@cox.net - All kinds of turning help.
- ★ **James Adams** 918-886-5524 Pawnee, OK - pawneejames@gmail.com - Bowls, bracelets.
- ★ **Arlen Wiens** 918-213-5166 Bartlesville, OK - arlen.wiens@gmail.com - Basic - tools, spindle work, Bowls, Lidded Boxes, Hollow Forms...
- ★ **Betty Zumwalt** 918-346-7193 Tulsa, OK - bettyzumwalt@affordableassistance.com - All kinds of turning help

If you would like to volunteer to be a mentor, please send an email to [Arthur Barber](#) with your name, phone number, email address and list the kind of turning you can help with.

BEADS OF COURAGE

Making boxes for the Beads of Courage program at the Children's Hospital at St. Francis Hospital is an ongoing community service project for our club.

Beads of Courage is a program for children who are seriously ill with cancer or other serious disease. The beads help them tell their treatment stories through the colored beads they receive for medical procedures, treatment milestones, and acts of bravery. Children can amass hundreds of beads during their treatment and typically string them together to form necklaces.



Our project is to turn lidded boxes for the children to use to store their beads and necklaces. Club members are encouraged to turn boxes that are between 4 and 6 inches in diameter and 6 to 8 inches tall. Box design is up to the club member. Be creative and remember these boxes are for kids. We would like some reference to Beads of Courage to be incorporated in your design.

For more info contact **Betty Zumwalt** – phone: 918-346-7193 email: bettyzumwalt@affordableassistance.com

SWAT NEWS

The SWAT symposium was a huge success!

The WACO Convention Center was not filled with as many attendees and vendors as in the past, however, it still had a fair amount of vendors and attendees.

A big shout out to those who did show up from NEOWTA and helped with various jobs.

Teri and George Nobles - Ticket Sales

Phil Buchman, Pat Collins, Bill Effron, Dean Miller, George Nobles, and Arthur Barber - AV - Ranger Room.

We received the following letter from the Dallas Area Woodturners;

Northeastern Oklahoma Woodturners Association

Gentlemen,

This letter is sent to express a sincere Thank You for your assistance in the Ranger Room as SWAT. We are very sorry that somewhere along the line your club did not get the much-deserved recognition for your contribution to SWAT and the Ranger Room. We would especially like to Thank your members Phil Buchman, Pat Collins, George Nobles, Bill Effron, Dean Miller and Arthur Barber for their help and skill at resolving the issues in a professional manner. They did an outstanding job. We would like to continue this collaboration at the next SWAT. We will also endeavor to make sure that the NEOWTA receives the recognition which is rightly deserved. On behalf of the members of the Dallas Area Woodturners and the volunteers in the Ranger room which included: Ken Rodgers, Kevin Bassett, Chris & Tony Cohen, Jeff Weaver, and Charlie Tucker; we very much appreciated your help in making the Ranger Room a Success.

Best Regards,

Tod Raines,

DAW President

(on behalf of the entire DAW membership)





AMERICAN ASSOCIATION OF WOODTURNERS

About

Current Issue

Archives

Getting Published

Advertise



Woodturning Fundamentals

Woodturning FUNDamentals issues a digital publication four times each year (February, May, August, November) that features information, projects, tips, and videos to help build foundational woodturning expertise. It encourages members to develop their woodturning skills, and provides a starting point for new turners to begin woodturning. The publication offers useful information for selecting equipment, as well as information about set-up and maintenance, as well as woodturning safety information. From time to time, Woodturning FUNDamentals issues other digital publications featuring information on specialty topics. Woodturning FUNDamentals can help you build your basic woodturning skills and expertise!



The American Association of Woodturners

Contact us!

651-484-9094 direct or 877-595-9094 toll free U.S.

memberservices@woodturner.org

75 W 5th St, 222 Landmark Center, St. Paul, MN 55102





Oval pens driving you nuts?

Can't align two halves of a segmented bowl for glue-up?

Join the crowd. If your lathe—or your turning work—suffers from poor alignment, call a time-out and review these five alignment checkpoints.

Tailstock does not align with the headstock

To check the alignment of your headstock and tailstock, insert a live center into the tailstock and a spur drive into the headstock. Make sure that the points are not dulled or bent in either the spur or the live center—this will mislead you in your measurement.

Bring up the tailstock to within 1/4" to 1/2" from the spur center, then tighten down the tailstock and quill. Now, observe the alignment of the two points. If the points are misaligned, you can compensate by placing a shim under the appropriate corner(s) of the tailstock to adjust the alignment. Often a sheet or two of paper will be adequate to shim the tailstock.

For more exaggerated errors, contact the lathe manufacturer for repair or replacement of the tailstock or tailstock quill. An extreme case may require reboring of the Morse taper on the tailstock

quill.

If the lathe headstock is bolted to the frame or ways as with the Jet mini-lathe and Delta Midi, you can realign it with the addition of a permanent shim under the appropriate corner. On other lathes such as the Oneway, for example, you can align the headstock by adjusting the jack screws provided for that purpose.

If you own a Nova 3000/DVR, you can reposition the lathe ways themselves, as they are screwed to the headstock unit. Be sure to follow the instructions in your owner's manual for all adjustments noted above.

On lathes with a rotating headstock, the click stop positioning may not be accurate enough to return to perfect alignment. A double-ended Morse taper will aid in regularly realigning the headstock each time it is moved.

Live center does not run true

Inexpensive live centers, centers with worn out bearings, or poorly designed live centers like the examples shown cause problems. If the live center was inexpensive, just discard it and upgrade.

One of the causes of a live center becoming out of true is excessive wear of the bearings due to operating the lathe with a headstock/tailstock misalignment. Angular pressure on the live center will rapidly increase the radial runout to an unacceptable point. (Oneway advertises that the radial runout of its live center system is less than .001 inches.)

If you have a reliable live center that's repairable, consider replacing the bearings. For a minimal fee, you can return many live centers for bearing replacement.

CLUB VIDEO LIBRARY

Librarian, **Dee Baxter**, wants you to check out the DVD library at our next meeting in May and on the members web site to see what is available for your selection and to check it out. There is a wide variety of turning DVD's available for inspiration or help in skill enhancement.

You can check out 3 DVD's per month

DVD's checked out must be returned the following month. Late fee - \$5.00 assessment per DVD per month.

Enjoy the DVDs. You can watch them more than once!

We have several DVDs that have checked out for a significant period. Please look around the house, locate those DVDs and give Dee a call. If you would like to trade DVDs, Dee will be happy to work with you. Our extensive library remains open for business. A list of the books and DVDs are on the website. If you'll contact Dee directly, he will either mail a DVD or even arrange for in-Tulsa delivery. Dee's contact information is 918/407-5045 or plow55@aol.com.



NEOWTA LOGO

Do you have a LOGO design for NEOWTA? Maybe you cannot draw, but have an idea. The board is looking for a LOGO for NEWOTA. Submit your drawing, or idea to President Bill Effron at president@neowta.com. Remember, there isn't any bad idea's.



Northeastern Oklahoma Woodturners Association



NEOWTA RAFFLE

Are you feeling lucky? NEOWTA as many items on the Raffle table for you to win! Tickets are only \$1 each or 6 for \$5. Money raised from the ticket sales help the club with financial needs. Stop by the Raffle table in the back of the room at the next meeting. Ticket sales are available during the meeting and the drawing will be held after the main program and all announcements. Winner must be present to win.

The Raffle drawing will draw 5 winners. Winners get to choose from the variety of items on the Raffle table. First winner gets first choice, 2nd winner gets 2nd choice... etc, until all winners have made their selection.

We are always looking for donations to the raffle table. If you have an item you want to donate, bring it to the meeting and talk with **Bill Bush** at the raffle table.



NEOWTA MEMBERSHIP



NEOWTA

2021 Membership Application



New () Renewal () Check One

Annual Membership per Calendar Year (Jan - Dec): Individual \$55.00 () Family \$90.00 ()

Name _____

Address _____

City _____ State _____ Zip _____

Home Phone _____

Cell Phone _____

email _____

Spouse Name _____

Your Occupation: _____

Full Time () Part Time () Retired ()

Are you a member of AAW? Yes () No () (If yes, Member No. _____)

How long have you been turning? _____

What kind of lathe do you have? _____

What is your skill level? Beginner () Intermediate () Advanced ()

What would you like to see at our club meetings? _____

Are you willing to give a program? Yes () No ()

If yes, describe your program _____

Can we contact you to help with special events? Yes () No ()

Check the box if you do NOT want to be listed in the printed roster ()

Would you be willing to be a Mentor? Yes () No ()

Signature: _____ Date: _____

Make checks payable to: Northeastern Oklahoma Woodturners Association

Send Check to:

NEOWTA
c/o Phil Buchman, Treasurer
5344 S 73rd East Ave
Tulsa, OK 74145



(For Office Use)

Amount

Method

Date

Entered

OTHER WOODTURNER CLUBS INFORMATION



CENTRAL OKLAHOMA WOODTURNERS ASSOCIATION - COWA
www.centralokwoodturners.com

2nd Tuesday of each month. 6:30pm

Metro Tech South Bryant Campus
4901 S Bryant Ave, Oklahoma City, OK 73129

Jim Oliver, 405-229-5758, jim_polly_oliver@hotmail.com



OZARK WOODTURNERS CLUB
www.ozarkwoodturners.com

2nd Saturday of each month. 1:00pm

Lakeview City Hall
14 Skyles Ln, Lakeview, Arkansas 72642

Edward Boiteau, 870-491-5622, ebboiteau@gmail.com



STATELINE WOODTURNERS
www.statelinewoodturners.org

2nd Saturday of each month. 9:00am

Center for Nonprofits at St. Mary's
1200 W Walnut St, Rogers, Arkansas 72756

Paul Taylor, 479-426-3007, paulraytaylor@gmail.com



NORTHWEST OKLAHOMA WOODTURNERS ASSOCIATION - NOWA
www.nwokwoodturners.com

3rd Monday of each month. 6:30pm

Hoover Building
318 E Oxford, Enid, Oklahoma

Dewayne Colwell, 405-464-9798, colwell@peoplepc.com



DALLAS AREA WOODTURNERS - DAW
www.dallaswoodturners.com

3rd Thursday of each month. 7:00pm

13650 TI Blvd #101, Dallas, Texas, 75243

President - Tod Raines - 214-924-3748,
tod@woodturningtoolstore.com



GOLDEN TRIANGLE WOODTURNERS
www.goldentrianglewoodturners.org

1st Monday of each month. 7:00pm

The Center For Visual Arts
400 E Hickory St, Denton, Texas 76201

Joel Rubin, jh1.rubin@verizon.net

FROM THE NEWSLETTER EDITOR - ARTHUR BARBER

Past newsletters can be accessed from the NEOWTA website www.neowta.com/newsletter.

If you don't have internet access, provide me with your mailing address, and I will print out a B&W copy.

If you do not receive a courtesy email by the beginning of the month indicating that a new newsletter is available online, please send me your current email address.

Submissions to the newsletter are due by the last DAY of the month.

Articles, tips, web links, classified ads and other woodturning-related items are welcome! Send them to newsletter@neowta.com.

For other business inquiries, contact Northeastern Oklahoma Woodturners Association at:

NEOWTA
10117 E 50th St.
Tulsa, OK 74146

NEOWTA CLUB INFORMATION

NORTHEASTERN OKLAHOMA WOODTURNERS ASSOCIATION

www.neowta.com

Meetings are held at 6:30pm on the 3rd Tuesday of each month at:

10117 E 50th St • Tulsa, OK 74146

President

Bill Effron
918-760-7178
president@neowta.com

Vice President

Arthur Barber
918-671-2437
vp@neowta.com

Secretary

Collette Lemons
918-798-3363
secretary@neowta.com

Treasurer

Phil Buchman
918-210-5013
treasurer@neowta.com

Immediate Past President

Betty Zumwalt
918-210-5013
pastpresident@neowta.com

Directors

Pat Collins • Steve Koenig
George Nobles • Bob Bass

Arts Connection

Joe Kissinger

Librarian

Dee Baxter

Webmaster/ Newsletter

Arthur Barber

Audio/Video

Bill Malsom & Bart Ross

Programs

Guy Timmons

Sandpaper & Glue

Robin Highsmith

Raffle & Tool Sales

Danny Borrell & Bill Bush

Learn to Turn

Open

Facility and Grounds

Pat Collins & Dee Baxter



[NEOWTA ON FACEBOOK](#)

AAW

OFFICIAL CHAPTER
AMERICAN ASSOCIATION
OF WOODTURNERS

