

# NEOWTA



Founded 1990

NorthEastern Oklahoma WoodTurners Association

**AAW** OFFICIAL CHAPTER  
AMERICAN ASSOCIATION  
OF WOODTURNERS

## PRESIDENT'S MESSAGE • BILL EFFRON

### Turners

As 2021 comes to a close, NEOWTA has had a good year.

We have over 120 members and are financially solid.

Learn to turn classes taught over 30 new turners.

Nick Agar came in October to a great Saturday Demo & three days of classes.

The Board meets January 4th and the General meeting is January 18th.

January of 2022 looks to continue our return to normal with a Saturday hands on demo of hollowing tools and a tool sale on January 22nd, from 9 am to 3 pm.

The closing of 2021 is a good time to stop and remember our fellow turners that passed away. They brought us fun, mentorship and knowledge. We will miss them.

Merry Christmas!

Bill Effron

*NEOWTA President*



## DECEMBER GENERAL MEETING

By the time you receive this newsletter, we would have already celebrated The annual Christmas Dinner.

**What:** NEOWTA Christmas Dinner

**When:** Tuesday, December 7th at 6:00 pm

**Where:** At the NEOWTA club.

**Cost:** The cost is \$20.00 per person.

**RSVP:** At the November Meeting, there will be a sign-up sheet on the table near the front door.

Please sign-up and pay Phil.

**FOOD:** The meal will be turkey, ham, dressing, and the all the trimmings.



## 2022 ELECTION RESULTS

At the November meeting we had our annual election. The following is the results from the elections.

### 2022 NEOWTA Board

#### Executive Officers:

President - **Bill Effron**

Vice-President - **Arthur Barber**

Secretary - **Lisa Pritchett**

Treasurer - **Phil Buchman**

#### Board Members:

**Stan Townsend** (2yr)

**Fred Schell** (2yr)

**George Nobles** (1yr)

**Bob Bass** (1yr)

#### Nominating Committee:

**Pat Collins**

**Joe Kissinger**

**Dee Baxter**

Please support the Board by volunteering to fill the many needed committees.

The next NEOWTA General Meeting will be held on **Tuesday, January 18th at 6:30pm.**

**Roger Tice** - Segmenting, everything you need to know to get started with segmenting.

This meeting will be **in person**, in the club! For those who are not ready to attend in person, we will have a **Zoom** connection as well. Contact Joe Kissinger, 918-812-0758, for the Zoom information.



## EMPTY BOWLS



Woodturners over the past several years our club has been a sponsor of the Food Bank of Eastern Oklahoma. We have partner with them to provide wood turned art for their major fund raiser of the year Empty Bowls.

The 2022 event will be held on May 10. Your club would like to get 30 to 40 turned bowls to donate to the Food Bank. They auction off the bowls to the highest bidder. Since 2018 NEOWTA has donated pieces that were sold at auction for \$16, 065. This money was used to provide for 64065 meals.

Are you aware that 1 in 7 Oklahomans face food insecurity. Let's all do our part to donating one bowl that can be used to support this great cause.

Should you have any questions contact Jeff Bonem at [jsbonem@gmail.com](mailto:jsbonem@gmail.com).

## NEOWTA SHOW & SALE

**NEOWTA Annual Show & Sale** was held at the Living Arts during the 1st Friday Art Crawl in December. We had a two day show, Friday and Saturday, December 3rd & 4th.

This is was open to the public and **ALL NEOWTA MEMBERS!** Each sale will have a sale split of 70% to the turner, and 30% to Living Arts. You did not have to be present during the event as the Living Arts staff will take care of all sales. However, it was nice to see so many members make an appearance so visitors can visit with some of the artists and who knows, that little visit just might turn into a big sale or even future work!



If you have any questions about the Show & Sale, contact Joe Kissinger at [itsart@joekissinger.com](mailto:itsart@joekissinger.com), or Bill Effron at [president@neowta.com](mailto:president@neowta.com).

*This show was a success!*

## NEOWTA SHOW & SALE



## POWER CARVING SIG

Power Carving at the Clubhouse! **December - no gathering this month.** For all those that would like to come and join in the fun. Bring your power carving equipment and PPE, ie: face mask and hearing protection. We would like to invite all NEOWTA members who would like to learn more about carving, pyrography, and other texturing effects, to come out and learn how and what equipment is needed. There will be extra equipment to use before you purchase to make sure you get the equipment that you need to do the work you want to accomplish.

We have plenty of room to social distance. See you there. - **Betty Zumwalt.**

## NEOWTA LOGO

Do you have a LOGO design for NEOWTA? Maybe you cannot draw, but have an idea. The board is looking for a LOGO for NEOWTA. Submit your drawing, or idea to President Bill Effron at [president@neowta.com](mailto:president@neowta.com). Remember, there isn't any bad idea's.



Northeastern Oklahoma Woodturners Association



Northeastern Oklahoma  
Wood Turners Association



## CALENDAR OF EVENTS

DATE	PROGRAM
Tuesday, December 7th - 6:00 pm	NEOWTA Christmas Dinner
Tuesday, January 4th, 6:30pm	Board Meeting - NEOWTA Club & ZOOM
Tuesday, January 18th, 6:30pm	General Meeting - NEOWTA Club & Zoom
Tuesday, January 25th, 5:30pm	Power Carving & Open Turning - NEOWTA Clubs House



## NOVEMBER MEETING





## NOVEMBER MEETING





## SHOW & TELL



**Jim Evans**



**Max Dunigan**



**Jeff Bonem**



**Lyle Dragoo**



**Almeta Robertson**



**Roger Tice**



**Steve Koenig**



**Steve Koenig**




**Debbie Jones**



**Jerry Robertson**



## NOVEMBER RAFFLE WINNERS



## VOLUNTEERS NEEDED

Have you ever thought, I could do that?  
Well, we would like you to do that!

We are needing help with the monthly video operators. Even if you do not know how, you will be taught how to operate the cameras, computer and controllers. This is your chance to step up and be a viable part of the monthly meetings. The more volunteers we get the less work it becomes for each volunteer. Contact Bill Effron at [president@neowta.com](mailto:president@neowta.com) or see Bill Malsom before the January meeting.



Please Take an Active Part in **YOUR** Club!

## YOUR PROJECT PHOTOS

Everyone loves Show & Tell after our demonstrations! We only have Show & Tell at our meetings every 4 months. We would like to show off your current work on the Website and in the Newsletter each month.

We ask that you send photos, you can send as many as you want, to the club mailbox [newsletter@neowta.com](mailto:newsletter@neowta.com) by the first Tuesday of each month. This allows plenty of time for the photos to be added to the newsletter. Please also send a description—type of wood, size, finish, any special information.



## AMAZON SMILE

Do you shop at Amazon?

Earn cash donations for NEOWTA in four easy steps by shopping at Amazon Smile:

Log onto [smile.amazon.com](https://smile.amazon.com)

Type in Northeastern Oklahoma Woodturners Association under “pick your own charitable organization”

Click on “Search”

“Select” Northeastern Oklahoma Woodturners Association to start earning 0.5% from Amazon Smile on eligible purchases for our club.



You shop. Amazon gives.

It's that EASY! There is no charge to you or NEOWTA and you are still eligible for your Amazon Prime perks.

Remember to shop at [smile.amazon.com](https://smile.amazon.com) to generate Amazon Smile donations for NEOWTA.





## LEARN TO TURN

### Beginning Turning Classes

We have a maximum of 8 and a minimum of 5 students per class. You will receive a lot of individual attention. Classes will be populated on a first come first served basis.

#### ***Outline of classes***

##### **Class 1**

Introduction to the Lathe, Personal Safety Techniques, Equipment, Tools, Holding Tools, Body Position, Habits.

Learning to cut small beads and coves.

Tools: Roughing Gouge, Parting tool, 3/8" Spindle Gouge or 3/8", Bowl Gouge.

Project: Beads & Coves

##### **Class 2**

Review of Safe Procedures, Holding tools, Body Position.

Cutting larger, smoother, beads and coves. Making a tenon to fit a Chuck.

Tools: Roughing Gouge, Parting Tool, 3/8 or 1/2" Spindle or Bowl Gouges.

Projects: Make a Christmas Tree. Make a dibbler (or dibble if your prefer).

##### **Class 3**

Review of Safe Procedures

Platter design, shaping, making smooth cuts.

Practice Turning; Small vase "Dry Weed Pot".

Tools: Same as Class 1 and 2 + round nose or bowl scraper (if you have one).

Project: Make a small platter—additional methods to attach wood to the lathe.

##### **Class 4**

Review of Safety. Review of cuts.

Turning a Small bowl from green wood.

Class Evaluations.

#### ***How to join the class***

1. You must be a member of NEOWTA to take the classes.
2. We will have four classes on successive Thursdays or Sundays as the case may be. (To allow you to practice!)
3. The total cost is only \$140. That is only \$35 per class. This is very inexpensive as wood turning classes go.
4. People who have taken the class previously have appreciated the instructors and the feeling of confidence that they gained from the experience. Even if you have some self taught experience, it is likely that you will benefit from this class because you will benefit from not needing to make all the mistakes yourself.
5. All classes are in the NEOWTA (heated and air-conditioned!) classroom using one of our full sized lathes. All wood, tools, and equipment required for the class will be furnished—even sandpaper! But you are invited to bring your own face shield and tools if you wish. If you do not have tools, please do not buy them before the first class.
6. Each class is approximately 3 to 4 hours in duration.
7. The instructors are experienced and will demonstrate each step prior to student practice.
8. Safety is emphasized throughout all classes. We want you to go home with something that you made, not a lump or cut!
9. Students are expected to clean up their work stations at the end of each class.
10. We have been using the same basic curriculum for the past 4 years but our teaching techniques continue to evolve and improve based on feedback from previous students. We want you to be comfortable and we want you to learn.

Contact **Bill Effron** at [learntoturn@neowta.com](mailto:learntoturn@neowta.com) if you are interested in this class.

## LEARN TO TURN

### Skew Class

This one day class runs from 9:00am – 4:30pm and is given on a Saturday. The cost for the workshop is \$50.

#### EVERYTHING YOU NEED TO KNOW ABOUT THE SKEW

PRESENTED by AL MIRMAN

#### The Skew and Learn How to Use It

Tool Architecture - Description

Sharpening

Lathe Preparation

Spindle Turning Basics

Roughing Out, Peeling Cut

Planing Cut

Catches

Tied Underhand Grip

V-Grooves or V-Cut

Shoulder Cut (or Facing Cut)

Saucer Cut

Pommel Cut

Parting Off Cut

Rolling Cut (Beads & Coves)

Negative Rake Scraping -Boxes, Bowls

Grooving (End grain/Face grain)

#### Class projects utilizing above skill sets

Spinning Top (Small top, larger top, 2 piece top)

Bowl (that's right, make a complete bowl with a skew)

Scratch Awl w/music wire, copper ferrule & exotic wood handle

Spec dimension Maple spindle (utilizing template)

Finials (one from Pine, one from Ebony)

Contact Al Mirman at [skewclass@neowta.com](mailto:skewclass@neowta.com) , or 505-250-7430, if you are interested in this class.



## MENTORING PROGRAM

Our mentoring program is one of the unique benefits of our club. Our mentors can help with basic to complex turning and teach safety along the way. This is a great way to start out or hone your skills with complex tasks taught by turners skilled in specific areas of turning. Our mentors are volunteers and are dedicated to sharing information on all facets of woodturning. Rest assured however, that all of our mentors are easy to work with. Most often the mentor opens his/her shop to the applicant at a mutually agreed upon time and schedule. So how does the mentoring program actually work? The program is flexible. Just contact a mentor below and arrange a time and date to meet. Are you a new turner? I want to make sure we meet your needs!



### ***Are you a Beginning Woodturner?***

How to use NEOWTA mentoring Program:

Email [Arthur Barber](#), or talk to him at a meeting, and describe your skills or needs. He will do his best to get you matched up with a mentor. Mentors and mentored must be members of NEOWTA. Let me introduce you to our Mentors and their skill set they bring to the table:

- ★ **Patrick Collins** 918-886-5524 Tulsa, OK - [pjc21549@windstream.net](mailto:pjc21549@windstream.net) - All kinds of turning help.
- ★ **John Scott** 918-231-5856 Tulsa, OK - [johnscott1059@cox.net](mailto:johnscott1059@cox.net) - Basics, bowls, boxes and hollow forms.
- ★ **Roger Tice** 918-321-3210, Sapulpa, OK - [rocklock1@att.net](mailto:rocklock1@att.net) - Segmented turning.
- ★ **Brad Glock** 918-213-9751, Bartlesville, OK - [bradglock@yahoo.com](mailto:bradglock@yahoo.com) - Basics, platters bowls, boxes, hollow forms and limited carving.
- ★ **Guy Timmons** 918-855-9000 Tulsa, OK - [gwtimmons@cox.net](mailto:gwtimmons@cox.net) - All kinds of turning help.
- ★ **James Adams** 918-886-5524 Pawnee, OK - [pawneejames@gmail.com](mailto:pawneejames@gmail.com) - Bowls, bracelets.
- ★ **Betty Zumwalt** 918-346-7193 Tulsa, OK - [bettyzumwalt@affordableassistance.com](mailto:bettyzumwalt@affordableassistance.com) - All kinds of turning help

If you would like to volunteer to be a mentor, please send an email to [Arthur Barber](#) with your name, phone number, email address and list the kind of turning you can help with.

## BEADS OF COURAGE

Making boxes for the Beads of Courage program at the Children's Hospital at St. Francis Hospital is an ongoing community service project for our club.

Beads of Courage is a program for children who are seriously ill with cancer or other serious disease. The beads help them tell their treatment stories through the colored beads they receive for medical procedures, treatment milestones, and acts of bravery. Children can amass hundreds of beads during their treatment and typically string them together to form necklaces.



Our project is to turn lidded boxes for the children to use to store their beads and necklaces. Club members are encouraged to turn boxes that are between 4 and 6 inches in diameter and 6 to 8 inches tall. Box design is up to the club member. Be creative and remember these boxes are for kids. We would like some reference to Beads of Courage to be incorporated in your design.

For more info contact **Betty Zumwalt** – phone: 918-346-7193 email: [bettyzumwalt@affordableassistance.com](mailto:bettyzumwalt@affordableassistance.com)

# GUIDE TO MEMBER SERVICES & PUBLICATIONS



The American Association of Woodturners (AAW) wants to help you enrich your woodturning experience and pursue your aspirations wherever you are on your woodturning journey. We invite you to learn and grow with us and become a part of the special community that is woodturning. Below is a list of many of the services and publication available to AAW members. Our offerings are continuously evolving and expanding to meet the changing needs of AAW members.

## NEW IN THE AAW TOOLBOX

**Remote Demonstration Calendar:** A one-stop schedule of online woodturning demonstrations and presentations hosted independently by AAW member demonstrators ([tiny.cc/RemoteDemos](http://tiny.cc/RemoteDemos)).



**WIT Presents:** A series of free, monthly, online presentations featuring conversations with women wood artists, teachers, and demonstrators hosted by our Women in Turning (WIT) committee. Presentations are archived for replay ([tiny.cc/WITEvents](http://tiny.cc/WITEvents)).



**Master Series:** Inexpensive, high-quality, online demonstrations, presentations, and other virtual engagements featuring world-renowned and top woodturning demonstrators ([tiny.cc/AAWMasterSeries](http://tiny.cc/AAWMasterSeries)).



**Chapter Leadership Online Community:** Helps chapter leaders connect, share, and support members ([tiny.cc/AAWChaptersOnline](http://tiny.cc/AAWChaptersOnline)).



**Virtual Symposium:** An affordable, multi-day online event with many ways for attendees to engage from demonstrations, to auctions, to a trade show.



## PUBLICATIONS INCLUDED WITH MEMBERSHIP

**American Woodturner** journal, six issues annually include feature articles, projects, photos, tips, techniques, and news. Online videos complement selected journal articles. Includes access to online archive of past issues dating back to 1986 and online index ([tiny.cc/AWJournal](http://tiny.cc/AWJournal)).



**Woodturning FUNDamentals**, a digital publication that includes projects, techniques, tips, videos, and information to build essential woodturning skills. Includes online archive of past issues ([tiny.cc/WTFUNDamentals](http://tiny.cc/WTFUNDamentals)).



**Safety for Woodturners:** Helps to build strong woodturning skills safely ([tiny.cc/WTSafety](http://tiny.cc/WTSafety)).

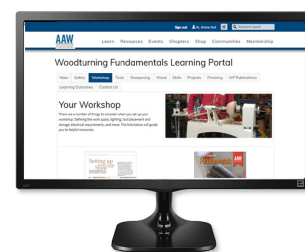
**Safety Guidebook for Woodturners:** Safety procedures to make your turning experience safe and satisfying ([tiny.cc/SafetyGuide](http://tiny.cc/SafetyGuide)).



**Sharpening Woodturning Tools:** Useful articles on sharpening woodturning tools and related online video ([tiny.cc/DVDSharpening](http://tiny.cc/DVDSharpening)).

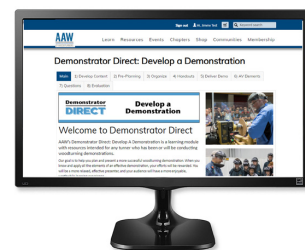
## WEB-BASED LEARNING PORTALS

**Discover Woodturning:** An online learning portal that introduces the art and craft of woodturning to the public. Learn about woodturning, its origins, appeal, and how to get started ([tiny.cc/DiscoverWT](http://tiny.cc/DiscoverWT)).



**Woodturning FUNDamentals Learning Portal:** A members-only web-based education hub for building strong woodturning skills and essential techniques. Designed for new turners, it complements the Woodturning FUNDamentals digital publication ([tiny.cc/WoodFun](http://tiny.cc/WoodFun)).

**Demonstrator Direct-Develop A Demonstration:** For any turner who will be conducting woodturning demonstrations, this online learning module has resources to help you plan and present a more successful presentation ([tiny.cc/DemoDirect](http://tiny.cc/DemoDirect)).





## PUBLICATIONS CONT.

### Mastering Resources

**Instructor's Resource and Project Guide Handbook** is help educators teach woodturning skills. Includes important safety guidelines, best practices, lesson plan tips, and projects (<http://www.Neowta/teach>).



### Pro-Manufacture Enterprise

Guide for teachers that offers students a pro-manufacturing experience (<http://www.Neowta/teach>).



### Let's Go for a Spin

Lesson plan series for instructors to provide beginning and advanced students with a well-rounded turning skills (<http://www.Neowta/teach>).



### Planning and Presenting a Successful Demonstration

A teaching manual and online video series to help experienced woodturners build or improve demonstration skills (<http://www.Neowta/teach>).



### Teaching Woodturning

Basics reference guide to help intermediate and advanced turners learn to teach others (<http://www.Neowta/teach>).



## AAW IS EAGER TO SUPPORT YOU.

Your interest in woodturning and membership in the AAW is a key element in promoting woodturning worldwide. The AAW board and staff are a guarantee for your continued involvement in preserving this wonderful art and craft for future generations and look forward to supporting you in your woodturning endeavors. If you have questions or thoughts in share, please contact us at 877-444-9294, toll-free 877-685-8294, or by email at [member-services@woodturner.org](mailto:member-services@woodturner.org).

## TOOLS INCLUDED WITH MEMBERSHIP

**CDP (DBI)** An online tool that helps members locate published AAW woodturning content, articles, tips, and more, quickly and easily using keywords (<http://www.AAW/CDP.html>).



**Video Source** An online tool that offers access to useful woodturning videos pre-screened by the AAW for quality content and safety. Searchable by topic area and keywords (<http://www.AAW/VideoSource>).

**Notable Video Series** Features reflections and advice of successful studio and production turners. Learn about creativity, workflows, originality, design principles, business model, marketing, and more (<http://www.AAW/VideoSource>).



### Giles Gilson Video Series

Captures the colorful life and philosophies of the late Giles Gilson, whose innovations influenced many of the materials and techniques turners use today (<http://www.AAW/VideoSource>).



### Directories

Online directories offer contact information for members (<http://www.AAW/Members>), chapters, distributors, schools, and more.



**Water Photo Gallery** A searchable showcase of work by AAW members. Photos are displayed in random order (<http://www.AAW/WaterPhoto>).



**Chapter Officer ToolBox** Online resources to assist chapter officers support their chapters. Includes insurance information, best practices, sample job descriptions, and more (<http://www.AAW/ChapterToolBox>).

**Prices** Monthly member drawings for sponsored prizes, including woodturning supplies, DVDs, classes, and more, plus annual letter drawings (<http://www.AAW/Drawings>).

**Forum** A member moderated online community for sharing work and ideas, feedback, and connecting with other woodturning enthusiasts (<http://www.AAW/Forum>).

**EGG Program** AAW's Educational Opportunity Grants (EOG) offer funding to selected applicants for woodturning education projects (<http://www.AAW/GrantEGG>).

**PSP Fellowships** Professional Outreach Program (POP) Fellowship grants offer funding to selected applicants for research and projects that encourage creative growth and innovation in turnery wood art (<http://www.AAW/GrantPSP>).

**Exhibition opportunities and calls for entry** Apply and enter work for member exhibitions at the Annual International Symposium, the Gallery of Wood Art in Saint Paul, and other venues (<http://www.AAW/CallsEntry>).

## SPECIALTY PROGRAMMING

**AAW's Young/Student Turners and Turning to the Future** Programming, information, and resources especially for teachers and students ages 10 to 21 (<http://www.AAW/Students>).

**AAW's Woodturning Beyond Barriers** A program that offers techniques and adaptations to help people with disabilities and other obstacles turn safely (<http://www.AAW/WTB>).

**Turners Without Borders** An AAW committee that delivers woodturning information and outreach services to the global woodturning world (<http://www.AAW/TWB>).



**Professional Outreach Program (POP)** An AAW committee that fosters and promotes high standards of professionalism in woodturning through a variety of activities (<http://www.AAW/POPProgram>).



**Women in Turning (WIT)** A committee that brings together women who share a passion for woodturning to help further their skills and increase their participation in the field (<http://www.AAW/WomenWIT>).



## Control Noise



Woodturners who do battle with dust wrestle another nemesis: irritating noise from the collector. The noise comes from the exhaust side of the fan; the higher the velocity, the greater the noise.

Many dust collectors now include a silencer or have silencer accessories (something like a muffler on an auto).

The turners who use “too much noise” as a weak reason to avoid installing or running a dust collector, you need a better plan.

One strategy is to locate the collector beyond the shop (either outside or in an adjoining room).


Morton Kasdan, a member of the Louisville Woodworkers Association, chose to locate his 3-hp cyclone collector in the center of his shop, which reduced the length of his duct runs.

Mortie dampened the noise in his shop, a converted three-car garage, by constructing a 3×2' closet framed by 2×4s and covered with 3/4"-thick plywood. (The top sections surrounding the external

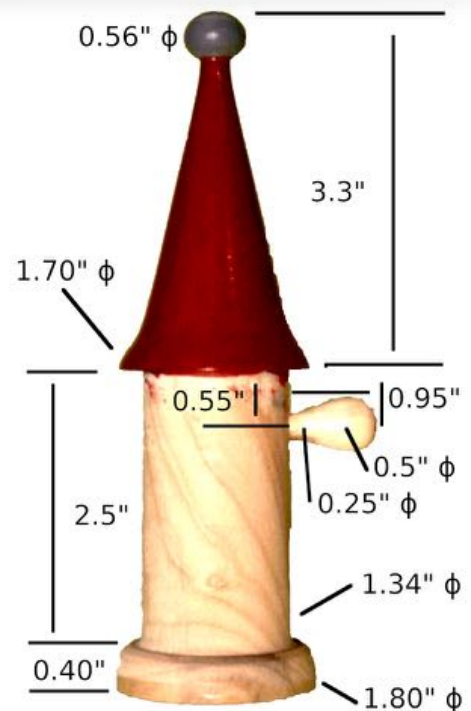
filters are larger.) Each side is lined with insulation panels, as shown at *left*. A hinged door makes it easy to empty the dust barrel; he can easily remove four clamps on one side for filter maintenance.

Mortie also added an insulated top over the closet that has 4"- to 6"-wide slots for air exchange. Perforated hardboard over the plywood panels expands his tool hanging storage.

Although the center location in his shop reduced the length of duct lines, Mortie lamented that “If I had it to do over, I would put the collector in the corner. I could control the noise better there. Regardless, the insulation has reduced the noise level significantly.”



## Steve Koenig Gnomes





## CLUB VIDEO LIBRARY

Librarian, **Dee Baxter**, wants you to check out the DVD library at our next meeting in May and on the members web site to see what is available for your selection and to check it out. There is a wide variety of turning DVD's available for inspiration or help in skill enhancement.

You can check out 3 DVD's per month

DVD's checked out must be returned the following month. Late fee - \$5.00 assessment per DVD per month.

Enjoy the DVDs. You can watch them more than once!

We have several DVDs that have checked out for a significant period. Please look around the house, locate those DVDs and give Dee a call. If you would like to trade DVDs, Dee will be happy to work with you. Our extensive library remains open for business. A list of the books and DVDs are on the website. If you'll contact Dee directly, he will either mail a DVD or even arrange for in-Tulsa delivery. Dee's contact information is 918/407-5045 or [plow55@aol.com](mailto:plow55@aol.com).



## NEOWTA RAFFLE

Are you feeling lucky? NEOWTA as many items on the Raffle table for you to win! Tickets are only \$1 each or 6 for \$5. Money raised from the ticket sales help the club with financial needs. Stop by the Raffle table in the back of the room at the next meeting. Ticket sales are available during the meeting and the drawing will be held after the main program and all announcements. Winner must be present to win.

The Raffle drawing will draw 5 winners. Winners get to choose from the variety of items on the Raffle table. First winner gets first choice, 2nd winner gets 2nd choice... etc, until all winners have made their selection.

We are always looking for donations to the raffle table. If you have an item you want to donate, bring it to the meeting and talk with **Bill Bush** at the raffle table.



NEOWTA MEMBERSHIP



# NEOWTA

## 2022 Membership Application



New ( ) Renewal ( ) Check One

Annual Membership per Calendar Year (Jan - Dec): Individual \$55.00 ( ) Family \$90.00 ( )

Name \_\_\_\_\_

Address \_\_\_\_\_

City \_\_\_\_\_ State \_\_\_\_\_ Zip \_\_\_\_\_

Home Phone \_\_\_\_\_

Cell Phone \_\_\_\_\_

email \_\_\_\_\_

Spouse Name \_\_\_\_\_

Your Occupation: \_\_\_\_\_

Full Time ( ) Part Time ( ) Retired ( )

Are you a member of AAW? Yes ( ) No ( ) (If yes, Member No. \_\_\_\_\_)

How long have you been turning? \_\_\_\_\_

What kind of lathe do you have? \_\_\_\_\_

What is your skill level? Beginner ( ) Intermediate ( ) Advanced ( )

What would you like to see at our club meetings? \_\_\_\_\_

Are you willing to give a program? Yes ( ) No ( )

If yes, describe your program \_\_\_\_\_

Can we contact you to help with special events? Yes ( ) No ( )

Check the box if you do NOT want to be listed in the printed roster ( )

Would you be willing to be a Mentor? Yes ( ) No ( )

Signature: \_\_\_\_\_ Date: \_\_\_\_\_

*Make checks payable to: Northeastern Oklahoma Woodturners Association*

Send Check to:

NEOWTA  
c/o Phil Buchman, Treasurer  
5344 S 73rd East Ave  
Tulsa, OK 74145



( For Office Use )

Amount

Method

Date

Entered



## OTHER WOODTURNER CLUBS INFORMATION



**CENTRAL OKLAHOMA WOODTURNERS ASSOCIATION - COWA**  
[www.centralokwoodturners.com](http://www.centralokwoodturners.com)

2nd Tuesday of each month. 6:30pm  
Metro Tech South Bryant Campus  
4901 S Bryant Ave, Oklahoma City, OK 73129  
Jim Oliver, 405-229-5758, [jim\\_polly\\_oliver@hotmail.com](mailto:jim_polly_oliver@hotmail.com)



**OZARK WOODTURNERS CLUB**  
[www.ozarkwoodturners.com](http://www.ozarkwoodturners.com)

2nd Saturday of each month. 1:00pm  
Lakeview City Hall  
14 Skyles Ln, Lakeview, Arkansas 72642  
Edward Boiteau, 870-491-5622, [ebboiteau@gmail.com](mailto:ebboiteau@gmail.com)



**STATELINE WOODTURNERS**  
[www.statelinewoodturners.org](http://www.statelinewoodturners.org)

2nd Saturday of each month. 9:00am  
Center for Nonprofits at St. Mary's  
1200 W Walnut St, Rogers, Arkansas 72756  
Paul Taylor, 479-426-3007, [paulraytaylor@gmail.com](mailto:paulraytaylor@gmail.com)



**NORTHWEST OKLAHOMA WOODTURNERS ASSOCIATION - NOWA**  
[www.nwokwoodturners.com](http://www.nwokwoodturners.com)

3rd Monday of each month. 6:30pm  
Hoover Building  
318 E Oxford, Enid, Oklahoma  
Dewayne Colwell, 405-464-9798, [colwell@peoplepc.com](mailto:colwell@peoplepc.com)



**DALLAS AREA WOODTURNERS - DAW**  
[www.dallaswoodturners.com](http://www.dallaswoodturners.com)

3rd Thursday of each month. 7:00pm  
13650 TI Blvd #101, Dallas, Texas, 75243  
President - Tod Raines - 214-924-3748,  
[tod@woodturningtoolstore.com](mailto:tod@woodturningtoolstore.com)



**GOLDEN TRIANGLE WOODTURNERS**  
[www.goldentrianglewoodturners.org](http://www.goldentrianglewoodturners.org)

1st Monday of each month. 7:00pm  
The Center For Visual Arts  
400 E Hickory St, Denton, Texas 76201  
Joel Rubin, [jh1.rubin@verizon.net](mailto:jh1.rubin@verizon.net)

## FROM THE NEWSLETTER EDITOR - ARTHUR BARBER

Past newsletters can be accessed from the NEOWTA website [www.neowta.com/newsletter](http://www.neowta.com/newsletter).  
If you don't have internet access, provide me with your mailing address, and I will print out a B&W copy.  
If you do not receive a courtesy email by the beginning of the month indicating that a new newsletter is available online, please send me your current email address.

Submissions to the newsletter are due by the last DAY of the month.

Articles, tips, web links, classified ads and other woodturning-related items are welcome! Send them to [newsletter@neowta.com](mailto:newsletter@neowta.com).

For other business inquiries, contact Northeastern Oklahoma Woodturners Association at:

NEOWTA  
10117 E 50th St.  
Tulsa, OK 74146

[www.neowta.com](http://www.neowta.com)

10117 E 50th St • Tulsa, OK 74146

## Pat Collins &amp; Dee Baxter



[NEOWTA ON FACEBOOK](#)

AAW

OFFICIAL CHAPTER  
AMERICAN ASSOCIATION  
OF WOODTURNERS

