

NEOWTA



Founded 1990

NorthEastern Oklahoma WoodTurners Association

AAW OFFICIAL CHAPTER
AMERICAN ASSOCIATION
OF WOODTURNERS

PRESIDENT'S MESSAGE • BILL EFFRON

Woodturners,

With Spring just around the corner, NEOWTA is becoming busier. We have two Learn to Turn classes on the calendar through the first of April. Both classes are full with 8 students each. I helped with the first-class last week and was impressed at how fast several students caught on to "Beads and Coves".

At the last General Meeting, Greg from the Oklahoma Food Bank came and talked about their mission and how volunteers help keep the warehouse stocked and food available. He talked about the Empty Bowls Gale scheduled for Tuesday, May 10 at the Cox Business Center. NEOWTA's donated bowls generate over \$5,000 in auction proceeds which translates to over 1,500 meals. We will be contributing to the gala again this year. Bowls are due at the club by April 19th, our April General Meeting.

Several logos were presented at the last meeting. Voting on a new logo is taking place on our website under events/ vote for logo 2022. We will announce the winner at the next General Meeting.

SWAT will take place in Waco, TX on August 26, 27, and 28. Registration will open March 15. Hotel reservations can be made now in either the Marriott or the Hilton near the Civic Center. The links are in my last email to all the members or on SWAT's website. Rooms go quickly, so don't wait too long. If you are at all interested in SWAT, many of our members go each year and would be happy to answer any questions.

Thank You to Roger Tice for the wonderful demonstration and discussion on Segmented Turning.

Looking forward to seeing you in March.

Bill Effron

NEOWTA President



ARTS
ALLIANCE
TULSA

MARCH GENERAL MEETING

Show and Tell

March meeting will be a Show & Tell meeting. Bring your turned pieces to show us and then tell us your story on how you did it. We are looking for all kinds of work, from the master pieces to the I'm proud that I was able to successfully finish this piece. All works are worthy of showing. We learn from everyone's experiences. You will also learn from those who might be able to give you some pointers on how to improve your piece. There is not any piece that is not good enough to show.



Jeff Bonem



Jerry Robertson



Roder Tice



Max Dunigan



Debbie Jones



Lyle Drago



Steve Koenig

The February NEOWTA General Meeting will be held on **Tuesday, March 15th at 6:30pm.**

This meeting will be **in person**, in the club! For those who are not ready to attend in person, we will have a Zoom connection as well. Contact Joe Kissinger, 918-812-0758, for the Zoo

SWAT

Southwest Association of Turners

The 2022 SWAT Symposium will be held in Waco, TX on August 26th, 27th & 28th. This is one of the largest woodturners events in the USA. NEOWTA has the opportunity to be part of this great event. We are looking to sponsor the Ranger Room. This will entail NEOWTA members working in this room. There will be two types of jobs that we need to fill. 1) Video camera operator. 2) MC - Introduce the speaker and help pass out any items the speaker wants to pass around the room. There is nine classes over the three days. You do not have to work all 9 events, you can choose how many you want to work. If you are willing to step up and commit to working this event, please contact Arthur Barber. There is a stipend for those who work in the room. SWAT is also looking for volunteers to sell 3 for 1 tickets during the symposium. Please consider volunteering to help your club, NEOWTA, help SWAT. We will discuss this at the March meeting and we need at least 12 volunteers to make a commitment in order for our club to sponsor the Ranger Room. For more information about SWAT, contact [Arthur Barber](mailto:vp@neowta.com), vp@neowta.com or go to www.swaturners.org.



SWAT registration opens March 15th! Hotel Registration is now open at the [Hilton](#) and the [Marriott](#)!

FEBRUARY MEETING



FEBRUARY MEETING



FEBRUARY RAFFLE WINNERS



Dan Strobe



Dee Baxter



Jeff Beeson



Lisa Pritchett

NEOWTA LOGO

Which logo do you think is your favorite? We will be voting on NEOWTA logo at the March meeting. This logo will be used in communications as well as any future clothing, stationery, stickers...etc. If you have any questions, or a late submission, contact President Bill Effron at president@neowta.com.

Logo #1



Northeastern Oklahoma Woodturners Association

Logo #2



Logo #3



Logo #4



Logo #5



Logo #6



Northeastern Oklahoma
Wood Turners Association

You can vote for your favorite logo ONLINE at <http://www.neowta.com/press/vote-for-logo-2022>

FOOD BANK OF EASTERN OKLAHOMA



\$50

helps provide
400 meals

\$100

helps provide
800 meals

\$250

helps provide
2,000 meals



Double Your Help for Seniors Facing Hunger This Winter

Dear Friend,

For many seniors, making their fixed incomes stretch for a month is just impossible. Many even have to choose between food and other life essentials like prescription medication, rent, or utilities. It's unthinkable!

But there's good news. The Masonic Charity Foundation of Oklahoma has offered to match all gifts to fight senior hunger, up to \$14,000. That means when you give to the Community Food Bank of Eastern Oklahoma's **Senior Match Campaign**, every **\$1 you give helps provide 8 meals.**

So many seniors right here in eastern Oklahoma don't have the nutritious food they need to stay healthy.

This is why your **Senior Match Campaign** gift matters so much. **Please help today and double your impact.** Your generosity will be put to work right away to help provide nutritious meals to seniors and neighbors in need of food in our community!

Gratefully,

A handwritten signature in black ink, appearing to read 'Calvin'.

Calvin A. Moore
President and CEO

Community Food Bank of Eastern Oklahoma
1304 N. Kenosha Avenue
Tulsa, OK, 74106



2022 EMPTY BOWL DONATIONS



NEOWTA 2022 Empty Bowl Donation



Donor's Name: _____

Street _____

City _____ State _____ Zip _____

email _____ Phone _____

Name of piece: _____

Value: _____

Description of piece: (ie. material, amount of time to create...etc) _____



NEOWTA 2022 Empty Bowl Donation



Donor's Name: _____

Street _____

City _____ State _____ Zip _____

email _____ Phone _____

Name of piece: _____

Value: _____

Description of piece: (ie. material, amount of time to create...etc) _____

EMPTY BOWLS

EMPTY BOWLS

A HUNGER AWARENESS DINNER
BENEFITING COMMUNITY FOOD BANK OF EASTERN OKLAHOMA
TUESDAY, MAY 10, 2022

Woodturners over the past several years our club has been a sponsor of the Food Bank of Eastern Oklahoma. We have partner with them to provide wood turned art for their major fund raiser of the year Empty Bowls.

The 2022 event will be held on May 10. Your club would like to get 30 to 40 turned bowls to donate to the Food Bank. They auction off the bowls to the highest bidder. Since 2018 NEOWTA has donated pieces that were sold at auction for \$16, 065. This money was used to provide for 64065 meals.

Are you aware that 1 in 7 Oklahomans face food insecurity. Let's all do our part to donating one bowl that can be used to support this great cause.

Should you have any questions contact **Jeff Bonem** at jsbonem@gmail.com.

VIDEO OF THE MONTH


A Burning Ambition - Mastering Pyrography

With Bob Neill

At last! After years of requests, Bob has produced this much anticipated film for pyrographers who are just getting started, or for those who are looking for one or two new direction in preparation for more challenging projects.

Bob studied Art and Design at Cardiff College of Art and at Birmingham University and was Head of Creative Design in a Community College for may years before setting up his own business in South Derbyshire.

After leaving Art College and during his teaching career, Bob continued with his large abstract paintings and metal sculpture. In the early 1970's Bob was part of the revival of traditional crafts such as enameling, pewter work and woodturning. This was the beginning of Craft Fairs. It was at such a fair that Bob saw some large wooden bowls and platters that inspired him to start burning designs on them. It was meeting Alan Truman at one of these fairs that started the long collaboration of turning and burning. Looking to develop his ideas further, he has been inspiring woodturners to add color and texture to their work.



Call or email Dee Baxter to reserve your copy to start learning today!

Dee's contact information is 918/407-5045 or plow55@aol.com.

POWER CARVING SIG



Power Carving and Pyrography at the Clubhouse!

March 26th at 5:30pm. For all those that would like to come and join in the fun. Bring your power carving equipment and PPE, ie: face mask and hearing protection. We would like to invite all NEOWTA members who would like to learn more about carving, pyrography, and other texturing effects, to come out and learn how and what equipment is needed. There will be extra equipment to use before you purchase to make sure you get the equipment that you need to do the work you want to accomplish.

We have plenty of room to social distance. See you there.

- **Betty Zumwalt.**



CALENDAR OF EVENTS

DATE	PROGRAM
Tuesday, March 1st, 6:30pm	Board Meeting - NEOWTA Club & ZOOM
Thursday, March 3rd 5:30pm	Learn To Turn, class #2
Thursday, March 10th 5:30pm	Learn To Turn, class #3
Tuesday, March 15th, 6:30pm	General Meeting - Show & Tell - NEOWTA Club & Zoom
Thursday, March 17th 5:30pm	Learn To Turn, class #4
Tuesday, March 22nd, 5:30pm	Power Carving & Open Turning - NEOWTA Clubs House
Thursday, March 24th 5:30pm	Learn To Turn, class #1
Thursday, March 31st 5:30pm	Learn To Turn, class #2
Tuesday, April 5th, 6:30pm	Board Meeting - NEOWTA Club & ZOOM
Thursday, April 7th 5:30pm	Learn To Turn, class #3
Thursday, April 14th 5:30pm	Learn To Turn, class #4
Tuesday, April 19th, 6:30pm	General Meeting - Show & Tell - NEOWTA Club & Zoom
Tuesday, April 26th, 6:30pm	Power Carving & Open Turning - NEOWTA Clubs House

AAW Presents: Dale Larson Cutting the Best Bowl from a Tree

Saturday, March 19, 2022 • 2:00 p.m. Eastern Time

Join us for an informative session with the incomparable Dale Larson who will demonstrate the best way to cut a bowl from a tree! He will show you everything you need to know from beginning to end of the cutting process.

You can cut any old piece of wood out of a tree and turn it into a bowl, but Dale will show you how to cut intentionally and get the exact grain you want for your piece. He'll cover flat sawn bowls, quarter sawn bowls, and natural edge bowls from the straight grain part of the tree, as well as how to cut a three-way crotch to get the best "feather" pattern out of the finished piece.

Key takeaways:

- Learn to cut intentionally.
- Understand how to get the exact grain you want for your piece.
- Know what a bowl blank from a store will look like finished.

Note: Because Dale will be skillfully wielding a chainsaw, the instructional demonstration has been prerecorded and he will be live for the question-and-answer portion of the program.


- Cost
- \$10 AAW members, \$15 all others
- Preregistration required. Replay will be available to registered attendees only.

About Dale Larson

Dale Larson lives in Gresham, Oregon and has been turning wood for 43 years. He specializes in turning bowls from local hardwoods, including Pacific Madrone and Big Leaf Maple. His work is both functional and beautiful and much admired by collectors and wood workers alike. His bowls can be found in private collections all over the world.

Dale has taught woodturning classes at John C. Campbell Folk School and Arrowmont School of Arts and Crafts. He has been a demonstrator at five AAW Symposiums, eight regional symposia, and numerous local chapters, as well as international events in England and Israel. He has written articles about wood and woodturning in *American Woodturner*, *World of Wood*, *Woodworker West*, *Woodturning Design*, and *Lecho des Copeaux* (AFTAB France).

He currently serves on the board of the Larch Mountain Country Artisans and the Board of Advisors of the AAW. In 2019, Dale was named an AAW Honorary Lifetime Member. He served on the Board of Directors of the AAW from 2009 through 2014 as Symposium chair and three years as President. He is a past president of the Northwest Chapter of the International Wood Collectors Society and a founding member and twice past president of the Cascade Woodturners in Portland, Oregon.



Click here to
Register

P e n s f o r t h e T r o o p s N e e d s Y o u !



NEOWTA members, turn a pen for the troops!

Would you like to help turn pens? We now have pen kits that you can check out at the monthly meeting and take home to turn! Just bring them back to the next monthly meeting.

We have 6 different finishes, Gold, Satin Gold, Chrome, Satin Pearl, Copper, and Gun Metal.

There will also be pen blanks for you to use as well, or use what you have in your shop.

We will give, how ever many we have, to the Blue Star Mothers on a quarterly basis.

If you have any questions, contact **Arthur Barber** @ 918-671-2437.



VOLUNTEERS NEEDED

Have you ever thought, I could do that?
Well, we would like you to do that!

We are needing help with the monthly video operators. Even if you do not know how, you will be taught how to operate the cameras, computer and controllers. This is your chance to step up and be a viable part of the monthly meetings. The more volunteers we get the less work it becomes for each volunteer. Contact Bill Effron at president@neowta.com or see Bill Malsom before the January meeting.



Please Take an Active Part in **YOUR** Club!

YOUR PROJECT PHOTOS

Everyone loves Show & Tell after our demonstrations! We only have Show & Tell at our meetings every 4 months. We would like to show off your current work on the Website and in the Newsletter each month.

We ask that you send photos, you can send as many as you want, to the club mailbox newsletter@neowta.com by the first Tuesday of each month. This allows plenty of time for the photos to be added to the newsletter. Please also send a description—type of wood, size, finish, any special information.



AMAZON SMILE

Do you shop at Amazon?

Earn cash donations for NEOWTA in four easy steps by shopping at Amazon Smile:

Log onto smile.amazon.com

Type in Northeastern Oklahoma Woodturners Association under “pick your own charitable organization”

Click on “Search”

“Select” Northeastern Oklahoma Woodturners Association to start earning 0.5% from Amazon Smile on eligible purchases for our club.



You shop. Amazon gives.

It's that EASY! There is no charge to you or NEOWTA and you are still eligible for your Amazon Prime perks.

Remember to shop at smile.amazon.com to generate Amazon Smile donations for NEOWTA.



LEARN TO TURN

Beginning Turning Classes

We have a maximum of 8 and a minimum of 5 students per class. You will receive a lot of individual attention. Classes will be populated on a first come first served basis.

Outline of classes

Class 1

Introduction to the Lathe, Personal Safety Techniques, Equipment, Tools, Holding Tools, Body Position, Habits.

Learning to cut small beads and coves.

Tools: Roughing Gouge, Parting tool, 3/8" Spindle Gouge or 3/8", Bowl Gouge.

Project: Beads & Coves

Class 2

Review of Safe Procedures, Holding tools, Body Position.

Cutting larger, smoother, beads and coves. Making a tenon to fit a Chuck.

Tools: Roughing Gouge, Parting Tool, 3/8 or 1/2" Spindle or Bowl Gouges.

Projects: Make a Christmas Tree. Make a dibbler (or dibble if your prefer).

Class 3

Review of Safe Procedures

Platter design, shaping, making smooth cuts.

Practice Turning; Small vase "Dry Weed Pot".

Tools: Same as Class 1 and 2 + round nose or bowl scraper (if you have one).

Project: Make a small platter—additional methods to attach wood to the lathe.

Class 4

Review of Safety. Review of cuts.

Turning a Small bowl from green wood.

Class Evaluations.

How to join the class

1. You must be a member of NEOWTA to take the classes.
2. We will have four classes on successive Thursdays or Sundays as the case may be. (To allow you to practice!)
3. The total cost is only \$140. That is only \$35 per class. This is very inexpensive as wood turning classes go.
4. People who have taken the class previously have appreciated the instructors and the feeling of confidence that they gained from the experience. Even if you have some self taught experience, it is likely that you will benefit from this class because you will benefit from not needing to make all the mistakes yourself.
5. All classes are in the NEOWTA (heated and air-conditioned!) classroom using one of our full sized lathes. All wood, tools, and equipment required for the class will be furnished—even sandpaper! But you are invited to bring your own face shield and tools if you wish. If you do not have tools, please do not buy them before the first class.
6. Each class is approximately 3 to 4 hours in duration.
7. The instructors are experienced and will demonstrate each step prior to student practice.
8. Safety is emphasized throughout all classes. We want you to go home with something that you made, not a lump or cut!
9. Students are expected to clean up their work stations at the end of each class.
10. We have been using the same basic curriculum for the past 4 years but our teaching techniques continue to evolve and improve based on feedback from previous students. We want you to be comfortable and we want you to learn.

Contact **Bill Effron** at learntoturn@neowta.com if you are interested in this class.

LEARN TO TURN

Skew Class

This one day class runs from 9:00am – 4:30pm and is given on a Saturday. The cost for the workshop is \$50.

EVERYTHING YOU NEED TO KNOW ABOUT THE SKEW

PRESENTED by AL MIRMAN

The Skew and Learn How to Use It

Tool Architecture - Description

Sharpening

Lathe Preparation

Spindle Turning Basics

Roughing Out, Peeling Cut

Planing Cut

Catches

Tied Underhand Grip

V-Grooves or V-Cut

Shoulder Cut (or Facing Cut)

Saucer Cut

Pommel Cut

Parting Off Cut

Rolling Cut (Beads & Coves)

Negative Rake Scraping -Boxes, Bowls

Grooving (End grain/Face grain)

Class projects utilizing above skill sets

Spinning Top (Small top, larger top, 2 piece top)

Bowl (that's right, make a complete bowl with a skew)

Scratch Awl w/music wire, copper ferrule & exotic wood handle

Spec dimension Maple spindle (utilizing template)

Finials (one from Pine, one from Ebony)

Contact Al Mirman at skewclass@neowta.com , or 505-250-7430, if you are interested in this class.

MENTORING PROGRAM

Our mentoring program is one of the unique benefits of our club. Our mentors can help with basic to complex turning and teach safety along the way. This is a great way to start out or hone your skills with complex tasks taught by turners skilled in specific areas of turning. Our mentors are volunteers and are dedicated to sharing information on all facets of woodturning. Rest assured however, that all of our mentors are easy to work with. Most often the mentor opens his/her shop to the applicant at a mutually agreed upon time and schedule. So how does the mentoring program actually work? The program is flexible. Just contact a mentor below and arrange a time and date to meet. Are you a new turner? I want to make sure we meet your needs!



Are you a Beginning Woodturner?

How to use NEOWTA mentoring Program:

Email [Arthur Barber](#), or talk to him at a meeting, and describe your skills or needs. He will do his best to get you matched up with a mentor. Mentors and mentored must be members of NEOWTA. Let me introduce you to our Mentors and their skill set they bring to the table:

- ★ **Patrick Collins** 918-886-5524 Tulsa, OK - pjc21549@windstream.net - All kinds of turning help.
- ★ **John Scott** 918-231-5856 Tulsa, OK - johnscott1059@cox.net - Basics, bowls, boxes and hollow forms.
- ★ **Roger Tice** 918-321-3210, Sapulpa, OK - rocklock1@att.net - Segmented turning.
- ★ **Brad Glock** 918-213-9751, Bartlesville, OK - bradglock@yahoo.com - Basics, platters bowls, boxes, hollow forms and limited carving.
- ★ **Guy Timmons** 918-855-9000 Tulsa, OK - gwtimmons@cox.net - All kinds of turning help.
- ★ **James Adams** 918-886-5524 Pawnee, OK - pawneejames@gmail.com - Bowls, bracelets.
- ★ **Betty Zumwalt** 918-346-7193 Tulsa, OK - bettyzumwalt@affordableassistance.com - All kinds of turning help

If you would like to volunteer to be a mentor, please send an email to [Arthur Barber](#) with your name, phone number, email address and list the kind of turning you can help with.

BEADS OF COURAGE

Making boxes for the Beads of Courage program at the Children's Hospital at St. Francis Hospital is an ongoing community service project for our club.

Beads of Courage is a program for children who are seriously ill with cancer or other serious disease. The beads help them tell their treatment stories through the colored beads they receive for medical procedures, treatment milestones, and acts of bravery. Children can amass hundreds of beads during their treatment and typically string them together to form necklaces.



Our project is to turn lidded boxes for the children to use to store their beads and necklaces. Club members are encouraged to turn boxes that are between 4 and 6 inches in diameter and 6 to 8 inches tall. Box design is up to the club member. Be creative and remember these boxes are for kids. We would like some reference to Beads of Courage to be incorporated in your design.

For more info contact **Betty Zumwalt** – phone: 918-346-7193 email: bettyzumwalt@affordableassistance.com



AAW Annual International Woodturning Symposium Chattanooga, Tennessee June 23 - 26, 2022

The 2022 AAW Symposium is scheduled for June 23 - 26 in Chattanooga, Tennessee. The normal registration cost for AAW members for the full, three day event is \$345 if paid by June 1.

The AAW is offering a \$30 discount for people who participate in group registration through their local AAW chapter. We need to get a headcount to see how many GRWG members are interested in this option.

Some key points:

- We would need at least 10 people to participate to be eligible for the discount. And we need to tell the AAW by February 1 if we will be participating.
- The group registration through the GRWG would cost \$315 per person. Your payment (by check, no credit card option) would be due by mid March. Someone from the GRWG will collect the checks and send them to the AAW.
- The AAW will announce "Covid mitigation protocols", such as masking or vaccination requirements, before the event. They will provide full refunds to people who decide not to attend due to the protocols.

We need to get a headcount. If you are interested in participating in the group registration or have any questions, please contact Dave Bunge - djbunge33@gmail.com.

More details about the symposium are available here: [AAW 2022 Chattanooga Symposium](#)

A world-class lineup!

Experts from around the globe will come together again to share their techniques and insights to help you bring your woodturning abilities to the next level. You'll find demonstrations targeted to your skill level and areas of interest from these incredible featured demonstrators:

- Trent Bosch
- Kip Christensen
- Barbara Dill
- Cindy Drozda
- Keith Gotschall
- John Jordan
- Michael Kehs
- Eric Lofstrom
- Glenn Lucas
- Mike Mahoney
- Hans Weissflog

Many more demonstrators and panelists to be announced in early 2022!

Your First Bowl Gouge

Options abound but it's best to start with the basics



For a beginner, buying turning tools can be a daunting task. Do you choose high-carbon steel, high-speed steel (HSS), or powdered metallurgy? What about cryogenically treated tools? Out of the confusion of tools available, which one do you really need? Sometimes it depends on what you turn, but even then, every turner seems to have a different opinion.

Before making a recommendation, I asked turners from beginner to professional what they own and what they would recommend for a beginner. Almost all recommended a 3/8" or 1/2" bowl gouge.

It's important to note that English gouges are designated by flute width while American gouges measure the diameter of the shaft. A 1/2" American gouge is about the same as a 3/8" English tool, so it's possible some turners were actually recommending the same tool.

What steel?

Because high-carbon steel doesn't hold an edge and carbide is too hard to sharpen, most professionals favor high-speed steel and powdered-metallurgy tools.

You won't find new gouges manufactured from high-carbon steel or carbide. You'll choose between standard HSS (most are M2) and high-wear steels (often in powdered metal) like 2030, 2060, A11, and V15. Although cryogenically treated tools offer an advantage in edge holding, they are expensive for a beginner.

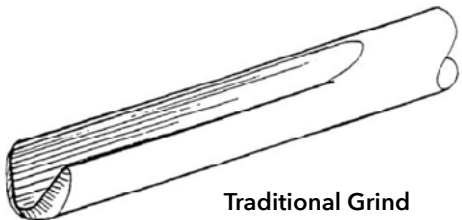
The bowl gouge will become the most versatile tool in your toolbox. With a properly ground bowl gouge you can rough-turn a bowl, form the outside and hollow the interior, and shear-scrape it to a smooth finish. The gouge is also fine for roughing end-grain boxes and hollowing vases. (It tends to scrape rather than cut end grain.)

Some turners prefer a V-shaped flute, some a U-shaped flute, while others prefer the superflute, a shape somewhere between a V and a U. I have all three types at my lathe and find only minor advantages of one over the others. For a beginner, proper sharpening is more important than flute shape.

What profile?

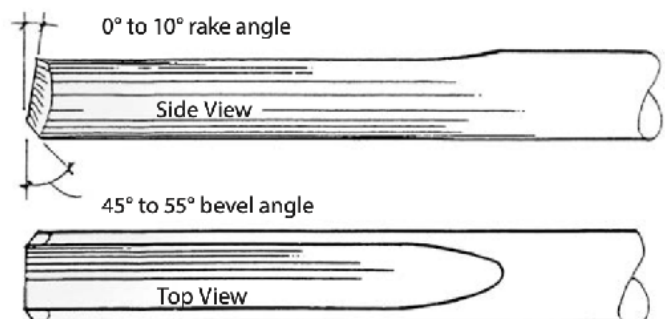
Bowl gouges are available with tips ground to the manufacturer's standard profile or to a special profile developed by any of several well-known professional turners. The tip profile most often recommended for a beginner is the transition or fingernail grind. After experience (50-plus bowls), you may want to try the Irish (also known as the Celtic or Ellsworth) grind.

Using the Oneway Wolverine Sharpening System with the Vari-Grind Jig is an easy way to form a similar shape. Fundamentals of Sharpening, an AAW video, has excellent instructions on three techniques for sharpening a bowl gouge, making it easy to choose a method that works best for you. (For details, see woodturner.org/products.) The angles shown are typical ranges.

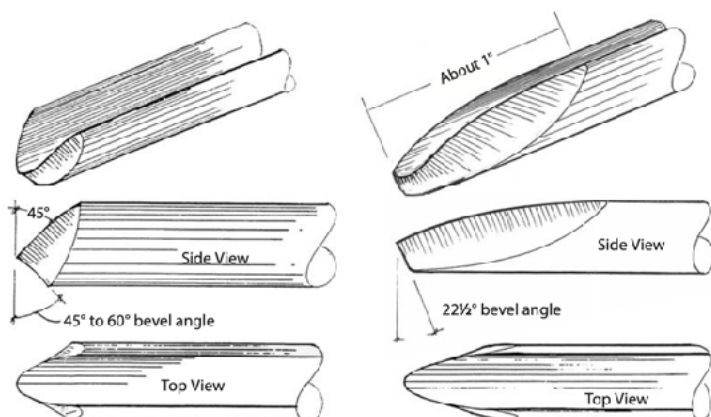


Traditional Grind

A traditional grind has some sound applications: the outside of a face grain bowl when mounted backward (base is at tailstock side) or for opening the interior of a bowl (opening is now facing tailstock side).



AAW SAFETY



Irish Grind

Experienced turners may prefer the more complicated Irish grind. it's a good tool for roughing bowls, detailing (with the elliptical front), shear-scraping, and smoothing the transition from sides to bottom.

I'm confident that a 3/8" or 1/2" HSS or powdered-metal bowl gouge with a transition grind will get any beginning turner started on the road to enjoying bowl turning.

John Lucas is Shop Tips editor for American Woodturner and a frequent demonstrator at regional and national AAW symposiums around the country.



FROM OUR MEMBERS

Just Ask A Member

Last year at SWAT, I sat in on a pen turning session. The idea of turning pens had always been of interest. Looking at the tables of parts and blanks seemed a bit overwhelming. I knew Arthur turned pens and supported our Pens for Troops activities. So, I ask for help. He explained the differences between the Majestic, Slimline, wooden or acrylic blanks. After returning to town, we arranged for a bit of hands-on training. He came by my shop and showed me the steps to preparing, turning, finishing and assembling my first pen. After that Saturday lesson, I went on to turn six more pens for Christmas presents for the family.

Since that time, I have ordered several more pen kits and continue gathering burls, stabilized wood, and other interesting blanks. Pens are relatively easy and fun to turn.

"Just Ask A Member" and Learn something new!

- Bill Effron



CLUB VIDEO LIBRARY


Librarian, **Dee Baxter**, wants you to check out the DVD library at our next meeting in May and on the members web site to see what is available for your selection and to check it out. There is a wide variety of turning DVD's available for inspiration or help in skill enhancement.

You can check out 3 DVD's per month

DVD's checked out must be returned the following month. Late fee - \$5.00 assessment per DVD per month.

Enjoy the DVDs. You can watch them more than once!


We have several DVDs that have checked out for a significant period. Please look around the house, locate those DVDs and give Dee a call. If you would like to trade DVDs, Dee will be happy to work with you. Our extensive library remains open for business. A list of the books and DVDs are on the website. If you'll contact Dee directly, he will either mail a DVD or even arrange for in-Tulsa delivery. Dee's contact information is 918/407-5045 or plow55@aol.com.



NEOWTA RAFFLE

Are you feeling lucky? NEOWTA as many items on the Raffle table for you to win! Tickets are only \$1 each or 6 for \$5. Money raised from the ticket sales help the club with financial needs. Stop by the Raffle table in the back of the room at the next meeting. Ticket sales are available during the meeting and the drawing will be held after the main program and all announcements. Winner must be present to win.

The Raffle drawing will draw 5 winners. Winners get to choose from the variety of items on the Raffle table. First winner gets first choice, 2nd winner gets 2nd choice... etc, until all winners have made their selection.



We are always looking for donations to the raffle table. If you have an item you want to donate, bring it to the meeting and talk with **Bill Bush** at the raffle table.



NEOWTA MEMBERSHIP



NEOWTA

2022 Membership Application



New () Renewal () Check One

Annual Membership per Calendar Year (Jan - Dec): Individual \$55.00 () Family \$90.00 ()

Name _____

Address _____

City _____ State _____ Zip _____

Home Phone _____

Cell Phone _____

email _____

Spouse Name _____

Your Occupation: _____

Full Time () Part Time () Retired ()

Are you a member of AAW? Yes () No () (If yes, Member No. _____)

How long have you been turning? _____

What kind of lathe do you have? _____

What is your skill level? Beginner () Intermediate () Advanced ()

What would you like to see at our club meetings? _____

Are you willing to give a program? Yes () No ()

If yes, describe your program _____

Can we contact you to help with special events? Yes () No ()

Check the box if you do NOT want to be listed in the printed roster ()

Would you be willing to be a Mentor? Yes () No ()

Signature: _____ Date: _____

Make checks payable to: Northeastern Oklahoma Woodturners Association

Send Check to:

NEOWTA
c/o Phil Buchman, Treasurer
5344 S 73rd East Ave
Tulsa, OK 74145



(For Office Use)

Amount

Method

Date

Entered

OTHER WOODTURNER CLUBS INFORMATION



CENTRAL OKLAHOMA WOODTURNERS ASSOCIATION - COWA
www.centralokwoodturners.com

2nd Tuesday of each month. 6:30pm

Metro Tech South Bryant Campus
4901 S Bryant Ave, Oklahoma City, OK 73129

Jim Oliver, 405-229-5758, jim_polly_oliver@hotmail.com



OZARK WOODTURNERS CLUB
www.ozarkwoodturners.com

2nd Saturday of each month. 1:00pm

Lakeview City Hall
14 Skyles Ln, Lakeview, Arkansas 72642

Edward Boiteau, 870-491-5622, ebboiteau@gmail.com



STATELINE WOODTURNERS
www.statelinewoodturners.org

2nd Saturday of each month. 9:00am

Center for Nonprofits at St. Mary's
1200 W Walnut St, Rogers, Arkansas 72756

Paul Taylor, 479-426-3007, paulraytaylor@gmail.com



NORTHWEST OKLAHOMA WOODTURNERS ASSOCIATION - NOWA
www.nwokwoodturners.com

3rd Monday of each month. 6:30pm

Hoover Building
318 E Oxford, Enid, Oklahoma

Dewayne Colwell, 405-464-9798, colwell@peoplepc.com



DALLAS AREA WOODTURNERS - DAW
www.dallaswoodturners.com

3rd Thursday of each month. 7:00pm

13650 TI Blvd #101, Dallas, Texas, 75243

President - Tod Raines - 214-924-3748,
tod@woodturningtoolstore.com



GOLDEN TRIANGLE WOODTURNERS
www.goldentrianglewoodturners.org

1st Monday of each month. 7:00pm

The Center For Visual Arts
400 E Hickory St, Denton, Texas 76201

Joel Rubin, jh1.rubin@verizon.net

FROM THE NEWSLETTER EDITOR - ARTHUR BARBER

Past newsletters can be accessed from the NEOWTA website www.neowta.com/newsletter.

If you do not receive a courtesy email by the beginning of the month indicating that a new newsletter is available online, please send me your current email address.

Submissions to the newsletter are due by the last DAY of the month.

Articles, tips, web links, classified ads and other woodturning-related items are welcome!
Send them to newsletter@neowta.com.

For other business inquiries, contact Northeastern Oklahoma Woodturners Association at:

NEOWTA
10117 E 50th St.
Tulsa, OK 74146

NEOWTA CLUB INFORMATION

NORTHEASTERN OKLAHOMA WOODTURNERS ASSOCIATION

www.neowta.com

Meetings are held at 6:30pm on the 3rd Tuesday of each month at:

10117 E 50th St • Tulsa, OK 74146

President

Bill Effron
918-760-7178
president@neowta.com

Vice President

Arthur Barber
918-671-2437
vp@neowta.com

Secretary

Lisa Pritchett
918-860-3300
secretary@neowta.com

Treasurer

Phil Buchman
918-210-5013
treasurer@neowta.com

Immediate Past President

Betty Zumwalt
918-210-5013
pastpresident@neowta.com

Directors

Stan Townsend • Fred Schell
George Nobles • Pat Collins

Arts Connection

Joe Kissinger

Librarian

Dee Baxter

Webmaster/ Newsletter

Arthur Barber

Audio/Video

Bill Malsom

Programs

Guy Timmons

Sandpaper & Glue

Robin Highsmith

Raffle & Tool Sales

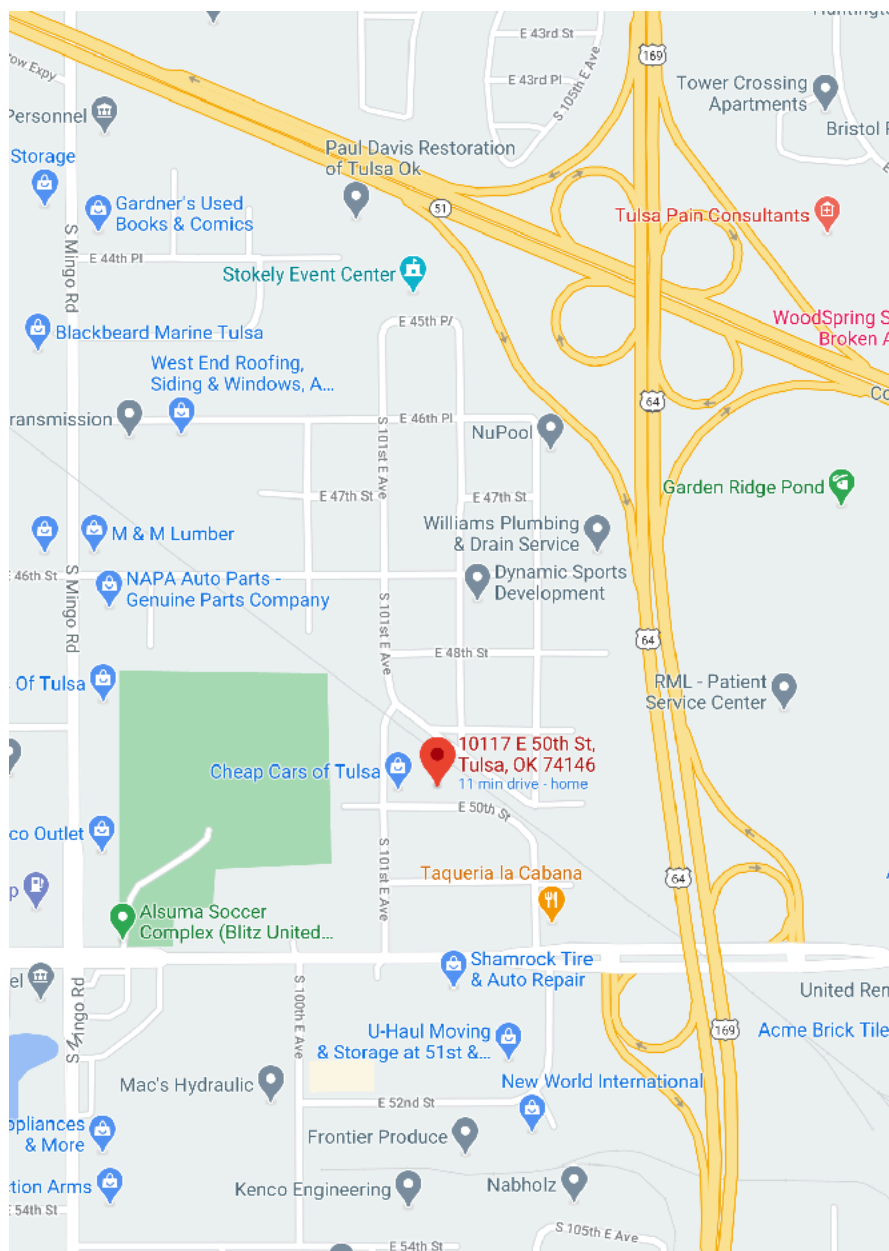
Bill Bush

Learn to Turn

Bill Effron

Facility and Grounds

Pat Collins & Dee Baxter



[NEOWTA ON FACEBOOK](#)

AAW

OFFICIAL CHAPTER
AMERICAN ASSOCIATION
OF WOODTURNERS

